

# Create an EU Login account

*Updated 5/2026*

# What is EU Login?

- EU Login is the European Union's authentication service for users of EU information systems.
- An EU Login account is personal and provides access to European Solidarity Corps registration.
- It allows you to access various EU systems using a single user account (your email address) and password.
- Download the EU Login Mobile App for secure access to your account. Some European Commission systems require two-factor authentication.
- Read further to receive step-by-step instructions for EU Login.

# EU Login: Create an account

- Open page at:  
<https://webgate.ec.europa.eu/cas/>
- You can change the registration language for EU Login, for example to Finnish or Swedish.
- Start creating a new account by selecting Create an account.
- Electronic identification is not in use.

Read more'. At the bottom is a teal square icon with a globe, followed by the text 'Sign in with your eID'." data-bbox="526 148 943 722"/>


Sign in to continue

Enter your email address or unique identifier

[Create an account](#) [Next >](#)

Or

If you do not wish to create an EU Login account, you can sign in by using one of the following third-party sign-in options ("Sign-in Service"). [Read more](#)

 [Sign in with your eID](#)

# EU Login: Create an account

- Fill in the following fields: First name, Last name, Email, Confirm Email, Email language.
- Read and accept the Privacy Statement.
- Click Create an account.
- You will receive a verification email from the European Commission's Authentication Service.

## Create an account

Help for external users

**First name**

**Last name**

**email**

**Confirm email**

**email language**

English (en) ▼

By checking this box, you acknowledge that you have read and understood the [privacy statement](#)

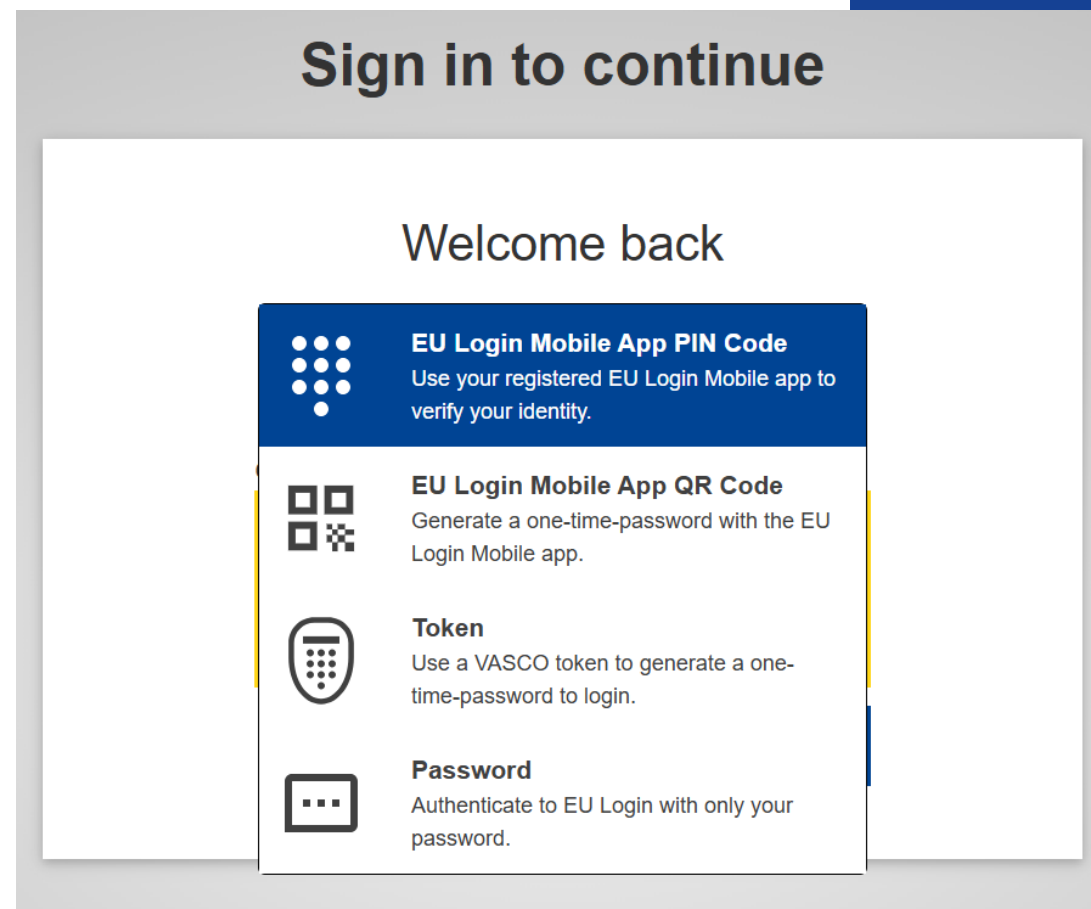
**Create an account** Cancel

# EU Login: Password

- The login link in the automatic email is valid for 24 hours. If you do not create your password within this time, you can request a new link using the same page. You will need to enter your username again and confirm the request.
- Create your EU Login password. The password must be at least 10 characters long and include characters from at least three of the following groups:
  - Uppercase letters (A–Z)
  - Lowercase letters (a–z)
  - Numbers (0–9)
  - Special characters (!#\$%&'()\*+,-"/:;<=>?@[\\]^\_`{|}~)
- After submitting, you will receive a confirmation email.

# EU Login Mobile App

- Some European Commission systems require two-factor authentication (2FA), meaning you may need to confirm your login using the EU Login Mobile App.
- You can use the EU Login Mobile App to securely access EU services. This method uses either a PIN code, QR code or biometric authentication (fingerprint or face ID) on your registered mobile device.
- Download the app from Google Play Store or App Store.



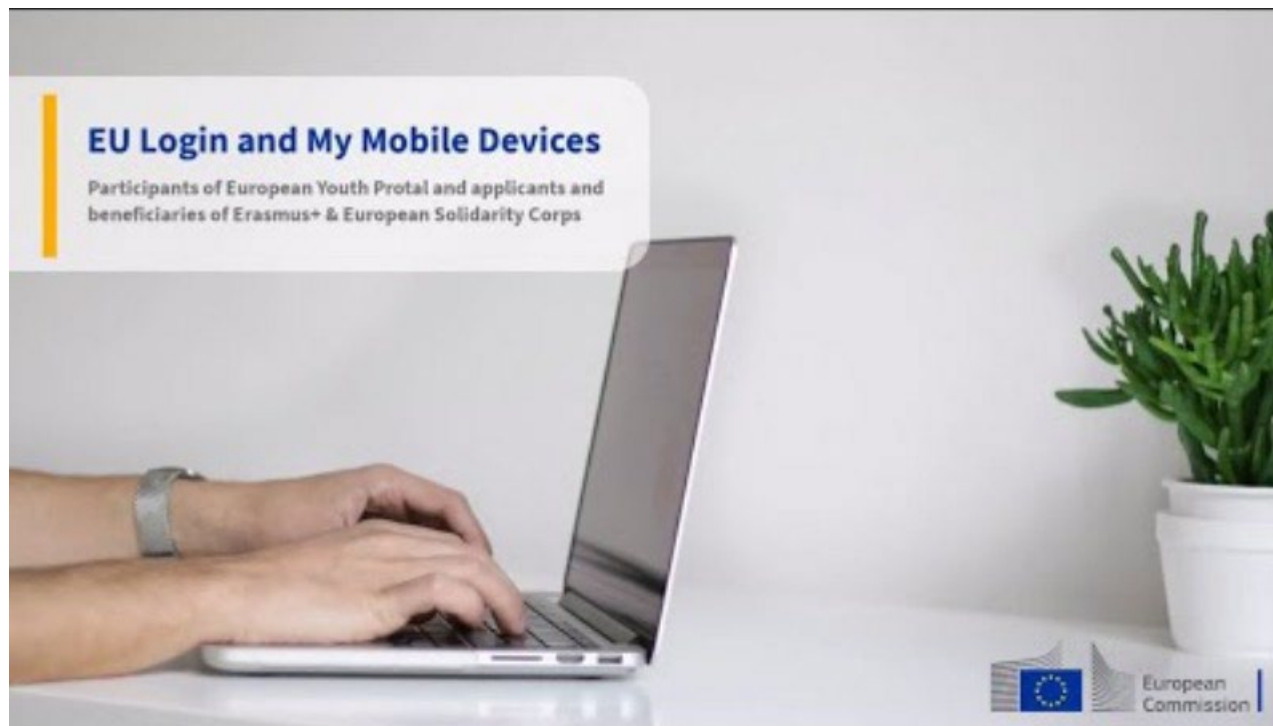
# EU Login Mobile App: Add a device

## Set up EU Login Mobile (2FA)

- On your computer, log in to EU Login at <https://ecas.ec.europa.eu/cas/login>
- Go to My account → Manage my mobile devices → Add a mobile device.
- Name your device, create a 4 digit PIN code, and click submit. Keep the page open!
- On your mobile device, open the EU Login Mobile App and select Initialise. Allow camera access, scan the QR code shown on your computer, enter your PIN, and select Authenticate.
- You will receive a confirmation message once EU Login Mobile has been successfully set up. You can now use it when logging in to EU systems.

# EU Login Mobile App: Add a device

Video instructions:



# Ready!

- Are you facing problems creating an EU Login account or setting up EU Login Mobile App?
  - [EU Login Most Common Issues - EU Login Portal](#)
  - [External self-registered account FAQ - EU Login Portal](#)
- Register to the European Solidarity Corps using your EU Login account: <https://europa.eu/youth/solidarity/register>
- After registering in the European Solidarity Corps and creating your profile, you can:
  - Apply for solidarity project funding.
  - Browse and apply for open volunteering opportunities.
  - Access the general online training offered to volunteers.