

## AJOV Code WC 03-07-2025

### Environmental CAMP - Inhambane (Tofo Beach)

06- 19 July 2025

#### CAMP SITE: Inhambane (Tofo Beach)

#### BACKGROUND

**Tofo Beach** (pt: **Praia do Tofo**) or simply **Tofo** is a small town in southeastern Mozambique. The town lies on the Indian Ocean coast, on Barra Beach peninsula in Inhambane Province, Jangamo District, 497 km from Maputo to Tofo Beach and 22 km drive from Inhambane city.<sup>[2]</sup> A major Mozambican tourist destination, Tofo is a home to culture and sealife, with tourists drawn by a long Indian Ocean beach front and nightlife with amazing international or locals artists, Tofo is a hotspot for tourists from around the world to come and see the culture and sealife.



The project will focus on participatory and gender-inclusive planning during fieldwork. About fifteen to twenty volunteers will participate in the learning. In the implementation of the project, men and women will have the ability to raise awareness on waste management, reuse techniques to a healthy environment and source of income for the population.

#### WORK

- Promotion Environmental Education;
- Working with Community;
- Work with local NGOs, to develop social & community work.

- Also create recreation activities such as game, song, intercultural exchange together.

## ACCOMMODATION AND FOOD

Stay in the house and tent. Share one big room together, separate male and female. You will take turn to cook. There is wifi available.

## TERMINAL

*Inhambane City Terminal*

## HOW TO GET TO THE MEETING POINT

### MEETING POINT:

Praça da Independência at 08:00 on 03 July 2024

Travel from Maputo to Inhambane (Tofo Beach) , it's about 497 kms. There are 2 ways to how to get there.

- Travel by bus and car/taxi. The most popular way to travel from Maputo to Tofo is by bus. TRAVELLING by flight takes about 1:30 Minutes. Maputo Aeroporto is in the town centre so everything is easily accessible.



There are currently 2 train services, bus and Taxi a day from Maputo to Boane.

	Maputo	Inhambane	Service
Bus	Every Time	At any time Depending on the road and traffic	FEMATRO
Bus	Every Time	At any time Depending on the road and traffic	Cooptrac
Flight	depends on the marking but usually the flights are in the morning and the afternoon	Arrving 1;30 Minutes	LAM
Taxi	Every Time	At any time Depending on the road and traffic	Viva Taxi/Yango

- 
- The fastest way from Maputo to Inhambane is flight, departing from Maputo in the morning and afternoon, and arriving 1 hour 30 minutes later in Inhambane.
  - The slowest Bus from Maputo to Inhambane is Chapa departing from Maputo at Any Time and arriving Inhambane at Any Time, a scheduled journey time of 9 hours 30 minutes but is the best way to know our Culture along the road.

## CONTACT PERSON

Camp director

Geraldo Zacarias

Tel:

+258846388415

/+258 846338571

Email: [ajovmoz@yahoo.com.br](mailto:ajovmoz@yahoo.com.br)/[ajovmozambique@gmail.com](mailto:ajovmozambique@gmail.com)

## ADDRESS OF THE PROJECT SITE

Tofo Beach

## LEISURE ACTIVITY

- Visit Inhambane City;
- Go to Tofo Beach;
- Go to Barra Beach;
- Enjoy Jangamo District.



## PARTICIPATION FEE



270 € Baht including food, accommodation. Excluding travel cost, insurance and personal expense.

## **WHAT TO BRING**

- ♥ Environmental Material working.
- ♥ Medicine as necessary
- ♥ Mosquito repellent
- ♥ Your traditional music, costumes, food and drink for the intercultural night (cooking and performance)
- ♥ Materials or sources (brochures, maps, souvenirs, pictures, flags, or handicrafts to introduce about your country and culture).
- ♥ Sunglasses and sun-block cream
- ♥ Toilet paper (you can buy it at the shop in the village)
- ♥ Any interesting materials such as CDs, ideas for games/activities for students.
- ♥ Motivation, good humor, and communication skills
- ♥ Raincoat (sometimes there will be rain.)

## LANGUAGE

English and Portuguese

## AGE

18+

## SPECIAL REMARK

Respect culture, open mind, and love to learn and share

## MOZAMBICAN SPECIAL TIP

- ♥ Mozambican people are kind and always smile for greeting, Mozambican life is easy, and we are easy to live especially with foreigners.
- ♥ **Guinane Sa or uwhade** is Hello in local language, just say this word when greeting you will get the smile back from Mozambicans.
- ♥ Land of Good People;
- ♥ Mozambique, those who know you never forget you..

## VISA CONTACT

**AJOV will send all the necessary documents to start the visa process with the Mozambican embassy in your country or in a neighbouring country if you do not have one in your country.**

**Have a nice and safe trip to  
Mozambique, see you!**

## AJOV Code WC 08-08-2025

### Environmental Education CAMP - Nampula (Mozambique Island)

17- 30 August 2025

#### **CAMP SITE: Nampula (Mozambique Island)**

#### **BACKGROUND**

The **Island of Mozambique** (Portuguese: *Ilha de Moçambique*) lies off northern Mozambique, between the Mozambique Channel and Mossuril Bay, and is part of Nampula Province.<sup>[1]</sup> Prior to 1898, it was the capital of colonial Portuguese East Africa.<sup>[2]</sup> With its rich history and sandy beaches, the Island of Mozambique is a UNESCO World Heritage site and one of Mozambique's fastest-growing tourist destinations.<sup>[1]</sup> It has a permanent population of approximately 14,000 people and is served by nearby Lumbo Airport on the Nampula mainland. The name of the country, Mozambique, is derived from the name of this island.

Mozambique's island has lately suffered from the erosion due to the lack of knowledge of the local people as well as the constant cutting of mangogrove for energy use. in this context, AJOV has been developing activities since 2019 aimed at raising awareness among the population and the government of taking measures for its conservation.



The project will focus on participatory and gender-inclusive planning during fieldwork. About fifteen to twenty volunteers will participate in the learning. In the implementation of the project, men and women will have the ability to raise awareness about teaching waste reuse techniques to a healthy environment and source of income for the population.

#### **WORK**

- Promotion Environmental Education;

- Working with Community;
- Work with local NGOs, to develop social & community work.
- Also create recreation activities such as game, song, intercultural exchange together.

## ACCOMMODATION AND FOOD

Stay in the house and tent. Share one big room together, separate male and female. You will take turn to cook. There will be wifi available.

## TERMINAL

*Nampula City Terminal*

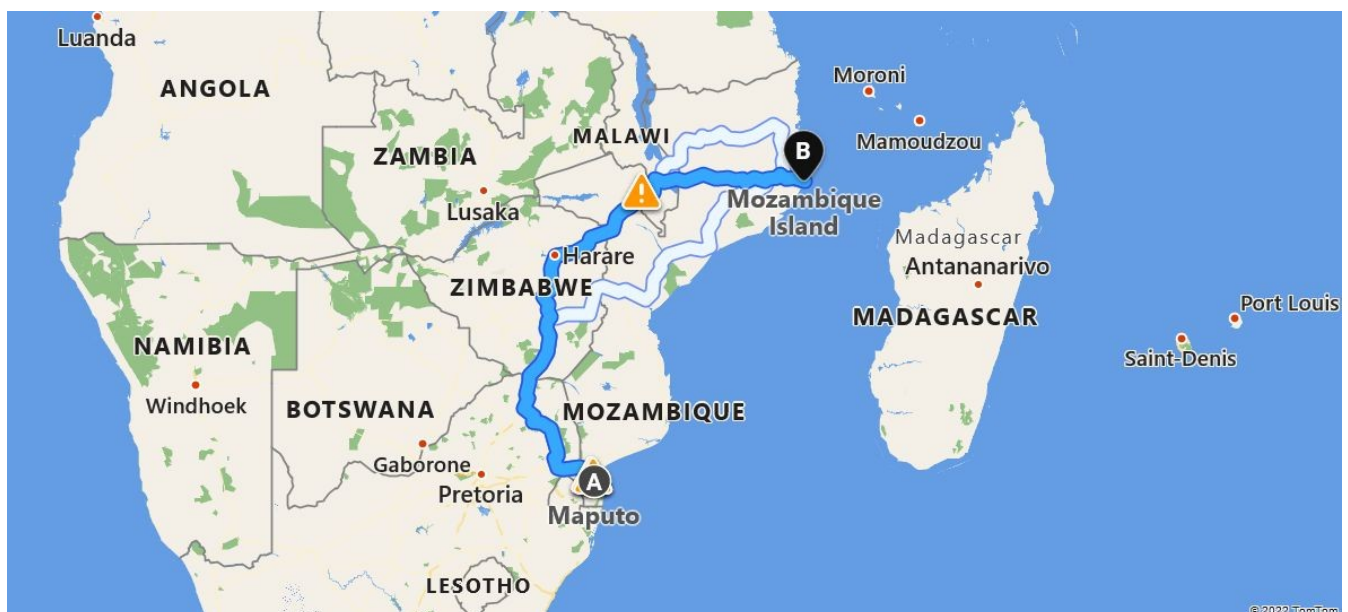
## HOW TO GET TO THE MEETING POINT

### MEETING POINT:

Nampula City at 08:00 on 16 August 2024

Travel from Maputo to Nampula (Mozambique Island) , it's about 2640 kms. There 2 ways how you can travel.

- Travel by bus and car/taxi. The most popular way to travel from Maputo to Nampula is by taking a bus. TRAVELLING by flight takes about two hours and fifty minutes. Nampula Aeroport is in the town centre so everything is easily accessible.



There are currently 2 services, bus and Flight a day from Maputo to Nampula.

	Maputo	Nampula	Service
Bus	Every Time	Take two days	City Link
Bus	Every Time	Take two days	Nagy
Flight	depends on the marking but usually the flights are in the morning and the afternoon	Arrving 2;50 Minutes	LAM
Bus	Every day	Take two days	Nhancale



- 
- The fastest way from Maputo to Nampula is flight, departing from Maputo in the morning and afternoon, and arriving 2 hour 50 minutes later in Nampula.
  - The slowest way from Maputo to Nampula is bus departing from Maputo at 3:00 AM and take two days to arrive in Nampula, but is the best way to know our Culture along the road.

## CONTACT PERSON

Camp director

Geraldo Zacarias

Tel:

+258846388415

/+258 846338571

Email: [ajovmoz@yahoo.com.br](mailto:ajovmoz@yahoo.com.br)/[ajovmozambique@gmail.com](mailto:ajovmozambique@gmail.com)

## ADDRESS OF THE PROJECT SITE

The Island of Mozambique/Nampula

## LEISURE ACTIVITY

- Visit Nampula City;
- Go to Chocas Mara Beach;
- Visit Pemba.



## PARTICIPANT FEE

270 € Baht including food, accommodation. Excluding travel cost, insurance and personal expense.

## WHAT TO BRING

- ♥ Environmental Material working.
- ♥ Medicine as necessary
- ♥ Mosquito repellent
- ♥ Your traditional music, costumes, food and drink for the intercultural night (cooking and performance)
- ♥ Materials or sources (brochures, maps, souvenirs, pictures, flags, or handicrafts to introduce about your country and culture).
- ♥ Sunglasses and sun-block cream
- ♥ Toilet paper (you can buy it at the shop in the village)
- ♥ Any interesting materials such as CDs, ideas for games/activities for students.
- ♥ Motivation, good humor, and communication skills
- ♥ Raincoat (sometimes there will be rain.)

## LANGUAGE

English and Portuguese

## AGE

18+

## SPECIAL REMARK

Respect culture, open mind, and love to learn and share

## MOZAMBICAN SPECIAL TIP

- ♥ Mozambican people are kind and always smile for greeting, Mozambican life is easy, and we are easy to live especially with foreigners.
- ♥ **Axinene Arivava** is Hello in local language, just say this word when greeting you will get the smile back from Mozambicans.
- ♥ Land of Good People;
- ♥ Mozambique, those who know you never forget you..

## VISA CONTACT

**AJOV will send all the necessary documents to start the visa process with the Mozambican embassy in your country or in a neighbouring country if you do not have one in your country.**

**Have a nice and safe trip to  
Mozambique, see you!**

## AJOV Code 007-07-2025

# EDUCATIONAL AND RECREATIONAL ACTIVITIES WITH CHILDREN WITH DISABILITIES

07- 20 July 2025

**CAMP SITE: Nampula**

### BACKGROUND

In Mozambique, children with disabilities face significant challenges, including limited access to inclusive education, stigmatization and lack of recreational opportunities adapted to their needs. The impact of these barriers is reflected in social exclusion and compromised development. This work camp aims to create a welcoming and inclusive space where these children can learn, play and develop, while raising awareness about the importance of social inclusion.



The project will focus on participatory and gender-inclusive planning during the fieldwork. About fifteen to twenty volunteers will join in the learning. In the execution of the project, men and women will have the capacity to produce beds, prepare and work the land through techniques used in Agriculture.

**WORK**

1. Promote inclusive educational and recreational activities for children with disabilities.
2. Raise awareness in local communities about the importance of social inclusion and respect for diversity.
3. Train volunteers in inclusive education and adapted recreation practices.
4. Strengthen collaboration between local and international volunteers to create a positive impact on communities.

## ACCOMMODATION AND FOOD

Stay in the house and tent. Share one big room together, separate male and female. You will take turn to cook. There is wifi available.

## TERMINAL

*Nampula*

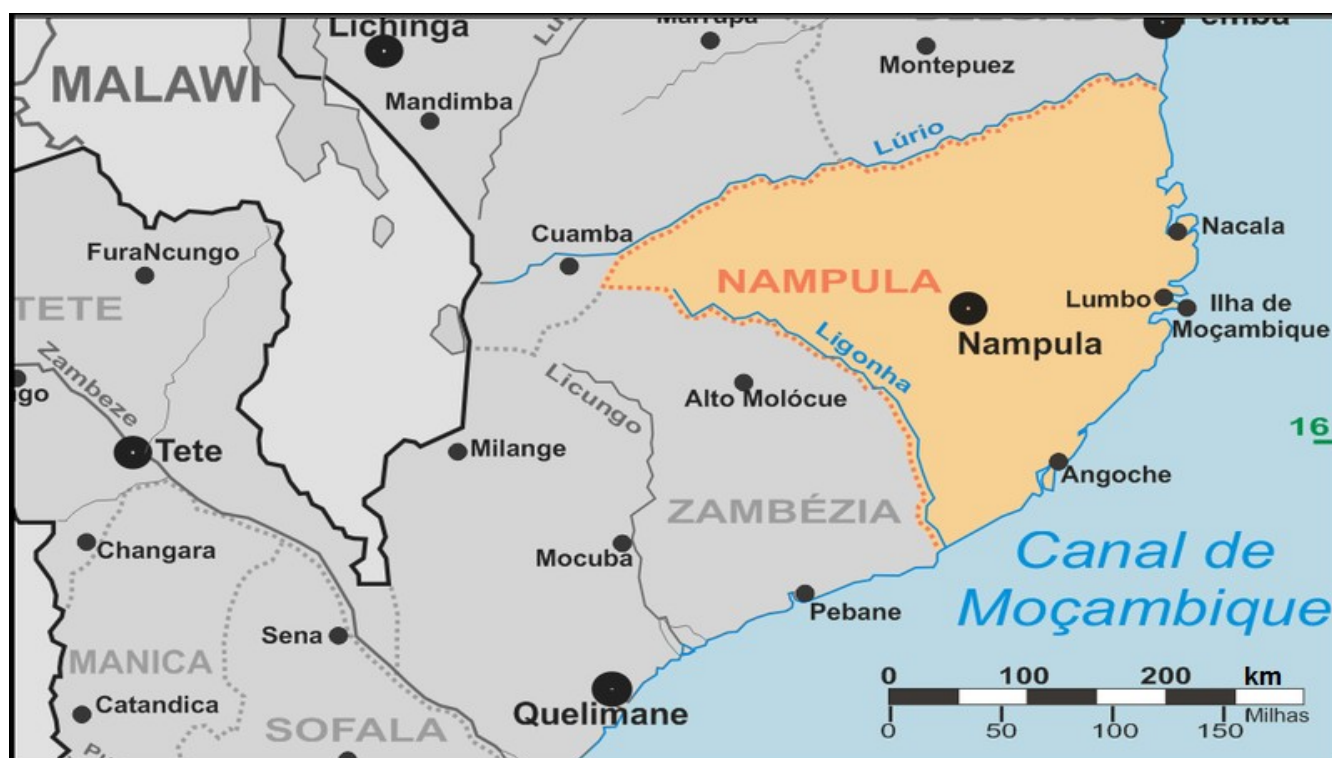
## HOW TO GET TO THE MEETING POINT

### MEETING POINT:

Praça at 08:00 on 07 July 2025

Travel from Maputo to NAMPULA , it's about 2074,8 kms. There are 2 ways to get there.

- Travel by bus and plane. The most popular way to travel from Maputo to Nampula is by bus. TRAVELLING by plane takes about 2 hours.



There are currently 2 train services, bus and Taxi a day from Maputo to Boane.

	Maputo	Nampula	Service
Bus	Every Time	At every day Depending on the transporter	Nagi
Plane	Every Week	In the morning	LAM

- The fastest transport from Maputo to Nampula is plane, departing from Maputo every day and arriving 2:30 or 3 hours later in Nampula.
- The slowest transport from Maputo city to Nampula is Bus, departing from Maputo at Any Time and arriving in Nampula at Any Time, a scheduled journey time is around 2 Days.

## CONTACT PERSON

Camp director

Geraldo Zacarias

Tel:

+258846388415

/+258846338571

Email: [ajovmoz@yahoo.com.br](mailto:ajovmoz@yahoo.com.br)/[ajovmozambique@gmail.com](mailto:ajovmozambique@gmail.com)

## ADDRESS OF THE PROJECT SITE

Nampula

## LEISURE ACTIVITY

- Visit Nampula City;
- Go to Mozambique Island;



## PARTICIPATION FEE

270 € Baht including food, accommodation. Excluding travel cost, insurance and personal expense.

## WHAT TO BRING



- ♥ Medicine as necessary
- ♥ Mosquito repellent
- ♥ Your traditional music, costumes, food and drink for the intercultural night (cooking and performance)
- ♥ Materials or sources (brochures, maps, souvenirs, pictures, flags, or handicrafts to introduce about your country and culture).
- ♥ Sunglasses and sun-block cream
- ♥ Toilet paper (you can buy it at the shop in the village)
- ♥ Any interesting materials such as CDs, ideas for games/activities for students.
- ♥ Motivation, good humor, and communication skills
- ♥ Raincoat (sometimes there will be rain.)

## LANGUAGE

English and Portuguese

## AGE

18+

## SPECIAL REMARK

Respect culture, open mind, and love to learn and share

## MOZAMBICAN SPECIAL TIP

- ♥ Mozambican people are kind and always smile for greeting, Mozambican life is easy, and we are easy to live especially with foreigners.
- ♥ Axinene Arivava is Hello in local language, just say this word when greeting you will get the smile back from Mozambicans.
- ♥ Land of Good People;
- ♥ Mozambique, those who know you never forget you..

## VISA CONTACT

**AJOV will send all the necessary documents to start the visa process with the Mozambican embassy in your country or in a neighbouring country if you do not have one in your country.**

**Have a nice and safe trip to  
Mozambique, see you!**

## AJOV Code WC 04-07-2025 Child and Community Development CAMP - Manica (Gondola)

07- 20 September 2025

### CAMP SITE: Manica (Gondola)

### BACKGROUND

**Manica** is a province of Mozambique. It has an area of 62,272 km<sup>2</sup> and a population of 1,945,994 (2017 census). The province is surrounded by Zimbabwe in the west, Tete Province in the northwest, Sofala Province in the east, Save River in the south, and Zambezi river in the northeast. Chimoio is the capital of the province.<sup>[4]</sup> The highest mountain in Mozambique, Mount Binga (2436 m), lies in this province near the border with Zimbabwe. The Manica province is divided into nine districts and 34 administrative regions.

The child is the future of tomorrow and this child needs to be trained on the basis of education, duties and social rights in its integration with community. come and make a child smile come and see our culture because, our action has always been focused on improving social life and community life.



The project will focus on participatory and gender-inclusive planning during fieldwork. About fifteen to twenty volunteers will participate in the learning. In the implementation of the project, men and women will have the ability to raise awareness about teaching waste reuse techniques to a healthy environment and source of income for the population.

### WORK

- Promotion Environmental Education;
- Working with Community;
- Work with local NGOs, to develop social & community work.

- Also create recreation activities such as game, song, intercultural exchange together.

## ACCOMMODATION AND FOOD

Stay in the house and tent. Share one big room together, separate male and female. You will take turn to cook. There will be wifi available.

## TERMINAL

*Manica City Terminal*

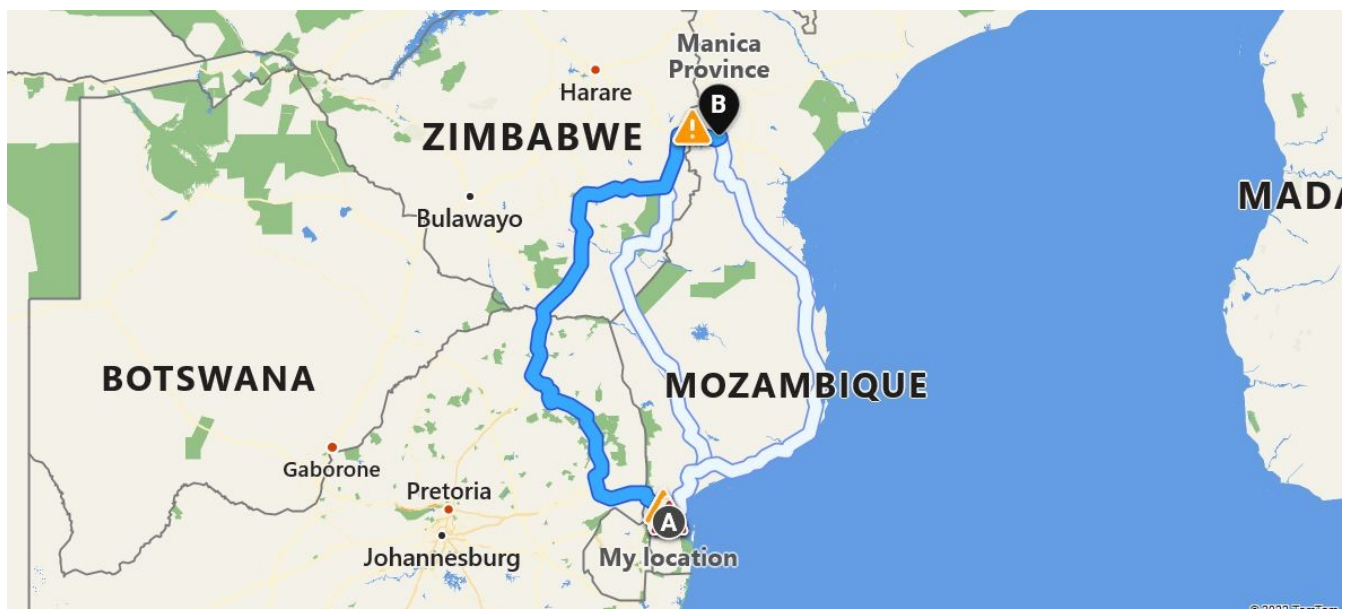
## HOW TO GET TO THE MEETING POINT

### MEETING POINT:

Manica City at 08:00 on 10 July 2024

Travel from Maputo to Manica (Gondola) , it's about 1366 kms. There are 2 ways how you can travel.

- Travel by bus and car/taxi. The most popular way to travel from Maputo to Gondola is by taking a bus. TRAVELLING by flight takes about two hours and fifty minutes. Beira Aeroport is in the town centre so everything is easily accessible.



There are currently 2 services, bus and Flight a day from Maputo to Manica.

	Maputo	Manica	Service
Bus	Every Day	Take one day	City Link
Bus	Every Day	Take one day	Nagy
Flight	depends on the marking but usually the flights are in the morning and the afternoon	Arriving 1;50 Minutes	LAM
Bus	Every day	Take one day	Nhancale

- 
- The fastest way from Maputo to Manica is flight, departing from Maputo in the morning and afternoon, and arriving 1 hour 50 minutes later in Manica.
  - The slowest way from Maputo to Manica is bus departing from Maputo at 3:00 AM and take one day to arrive in Manica, but is the best way to know our Culture along the road.

## CONTACT PERSON

Camp director  
Geraldo Zacarias  
Tel:  
+258846388415  
/+258846338571

Email: [ajovmoz@yahoo.com.br](mailto:ajovmoz@yahoo.com.br)/[ajovmozambique@gmail.com](mailto:ajovmozambique@gmail.com)

## ADDRESS OF THE PROJECT SITE

Manica Gondola

## LEISURE ACTIVITY

- Visit Manica City;
- Go to Cabeça do Velho hill;
- Visit Beira.



## PARTICIPATION FEE



270 € Baht including food, accommodation. Excluding travel cost, insurance and personal expense.

## WHAT TO BRING

- ♥ Educational Material.
- ♥ Medicine as necessary
- ♥ Mosquito repellent
- ♥ Your traditional music, costumes, food and drink for the intercultural night (cooking and performance)
- ♥ Materials or sources (brochures, maps, souvenirs, pictures, flags, or handicrafts to introduce about your country and culture).
- ♥ Sunglasses and sun-block cream
- ♥ Toilet paper (you can buy it at the shop in the village)
- ♥ Any interesting materials such as CDs, ideas for games/activities for students.
- ♥ Motivation, good humor, and communication skills
- ♥ Raincoat (sometimes there will be rain.)

## LANGUAGE

English and Portuguese

## AGE

18+

## SPECIAL REMARK

Respect culture, open mind, and love to learn and share

## MOZAMBICAN SPECIAL TIP

- ♥ Mozambican people are kind and always smile for greeting, Mozambican life is easy, and we are easy to live especially with foreigners.
- ♥ **Marará, Mamucacé, Macadin** is Hello in local language, just say this word when greeting you will get the smile back from Mozambicans.
- ♥ Land of Good People;
- ♥ Mozambique, those who know you never forget you..

## VISA CONTACT

**AJOV will send all the necessary documents to start the visa process with the Mozambican embassy in your country or in a neighbouring country if you do not have one in your country.**

**Have a nice and safe trip to  
Mozambique, see you!**

## AJOV Code WC 007-04-2025 Human Rights and Peace CAMP - Maputo (Mafalala)

10- 23 October 2025

**CAMP SITE: Maputo (Mafalala)**

### BACKGROUND

**Maputo** (Portuguese pronunciation: [mɐˈputu]), formerly named **Lourenço Marques** until 1976, is the capital, and largest city of Mozambique. Located near the southern end of the country, it is within 120 kilometres (75 miles) of the borders with Eswatini and South Africa. The city has a population of 1,088,449 (as of 2017<sup>[3]</sup>) distributed over a land area of 347.69 km<sup>2</sup> (134.24 sq mi). The Maputo metropolitan area includes the neighbouring city of Matola, and has a total population of 2,717,437. Maputo is a port city, with an economy centered on commerce. It is also noted for its vibrant cultural scene and distinctive, eclectic architecture.<sup>[4][5][6]</sup>

Maputo is situated on a large natural bay on the Indian Ocean, near where the rivers Tembe, Imbeluzi, Matola and Infulene converge. The city consists of seven administrative divisions, which are each subdivided into quarters or *bairros*. The city is surrounded by Maputo Province, but is administered as a self-contained, separate province since 1998. Maputo City is the geographically smallest and most densely populated province in Mozambique.

AJOV has been developing several activities related to the promotion of human rights in the *Raising Peace projects*, among others. therefore we invite you to be part of the project given its importance as well as, will have the opportunity to be able to share and learn about the culture of this historic neighborhood called mafalala.



The project will focus on participatory and gender-inclusive planning during fieldwork. About fifteen to twenty volunteers will participate in the learning. In the implementation of the project, men and women will have the ability to raise awareness on management waste and reuse techniques to a healthy environment and source of income for the population.

## WORK

- Promotion Human Rights and Culture;
- Working with Community;
- Work with local NGOs, to develop social & community work.
- Also create recreation activities such as game, song, intercultural exchange together.

## ACCOMMODATION AND FOOD

Stay in the house and tent. Share one big room together, separate male and female. You will take turn to cook. There is wifi available.

## TERMINAL

*Maputo City, Anjo Voador Terminal*

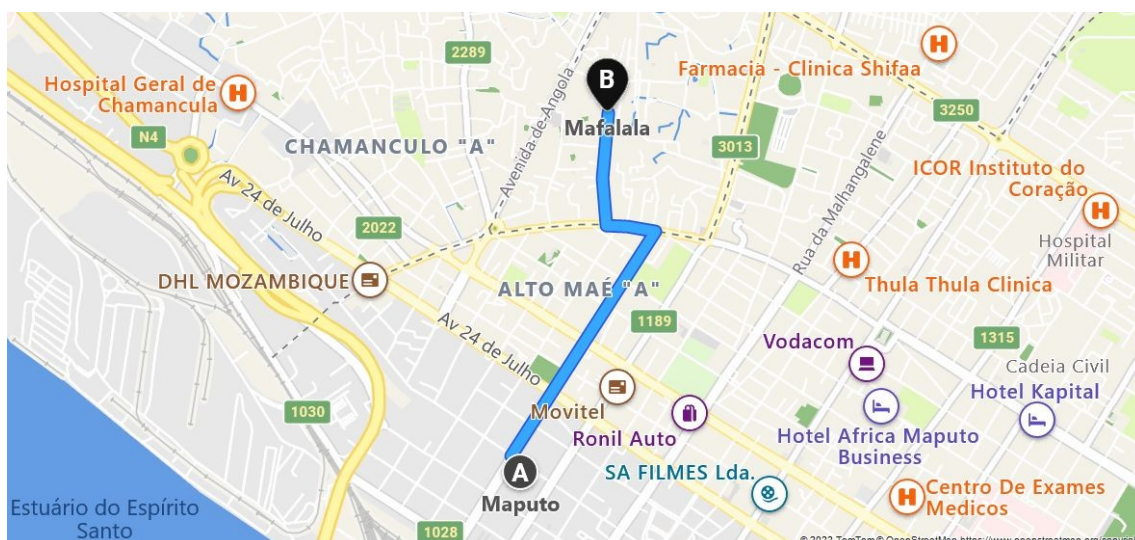
## HOW TO GET TO THE MEETING POINT

### MEETING POINT:

Praça da Independencia at 08:00 on 09 April 2024

Travel from Maputo Terminal Anjo Voador to Mafalala, it's about 10 kms. There are 2 ways to get there.

- Travel by bus and car/taxi. The most popular way to travel from Maputo to Mafalala is by bus. TRAVELLING by Txopela is one of the transport option, takes about ten or fifteen minutes. Maputo Aeroport is in the town centre so everything is easily accessible.







---

There are currently 2 services, bus and Taxi a day from Maputo to Mafalala.

	Maputo	Maputo (Mafalala)	Service
Bus	Every Time	Take ten or fifteen Minutes	Cooptrac
Bus	Every Time	Take ten or fifteen Minutes	Fematro
Taxi	Every Time	Take Ten Minutes	Txopela
Taxi	Every day	Take ten Minutes	Viva Taxi/Yango

- 
- The fastest way from Maputo to Mafalala is Txopela, departing from Maputo every time and

---

arriving 10 minutes later.

- The slowest way from Maputo to Mafalala is bus departing from Maputo every time and take 15 minutes to arrive in Mafalala, but you can also get to the place on foot.

## CONTACT PERSON

Camp director

Geraldo Zacarias

Tel:

+258846388415

/+258846338571

Email: [ajovmoz@yahoo.com.br](mailto:ajovmoz@yahoo.com.br)/[ajovmozambique@gmail.com](mailto:ajovmozambique@gmail.com)

## ADDRESS OF THE PROJECT SITE

Tofo Beach

## LEISURE ACTIVITY

- Visit Maputo City and explore the historic places;
- Go to Costa do Sol Beach;
- Visit Maputo Special Reserve.



## PARTICIPANT FEE

270 € Baht including food, accommodation. Excluding travel cost, insurance and personal expense.

## WHAT TO BRING

- ♥ Human Rights Material working.
- ♥ Medicine as necessary
- ♥ Mosquito repellent
- ♥ Your traditional music, costumes, food and drink for the intercultural night (cooking and

performance)

- ♥ Materials or sources (brochures, maps, souvenirs, pictures, flags, or handicrafts to introduce about your country and culture).
- ♥ Sunglasses and sun-block cream
- ♥ Toilet paper (you can buy it at the shop in the village)
- ♥ Any interesting materials such as CDs, ideas for games/activities for students.
- ♥ Motivation, good humor, and communication skills
- ♥ Raincoat (sometimes there will be rain.)

## LANGUAGE

English and Portuguese

## AGE

18+

## SPECIAL REMARK

Respect culture, open mind, and love to learn and share

## MOZAMBICAN SPECIAL TIP

- ♥ Mozambican people are kind and always smile for greeting, Mozambican life is easy, and we are easy to live especially with foreigners.
- ♥ **Dzixile or Auxene** is Hello in local language, just say this word when greeting you will get the smile back from Mozambicans.
- ♥ Land of Good People;
- ♥ Mozambique, those who know you never forget you..

## VISA CONTACT

**AJOV will send all the necessary documents to start the visa process with the Mozambican embassy in your country or in a neighbouring country if you do not have one in your country.**

**Have a nice and safe trip to  
Mozambique, see you!**

## AJOV Code WC 06-06-2025 Child and Community Development CAMP - Bilene-Macia

15-28 June 2025

### CAMP SITE: Bilene-Macia

#### BACKGROUND

**Bilene Macia District** is a district of Gaza Province in south-western Mozambique. Its principal town is Macia. The district is located at the south of the province, and borders with Chókwè District in the north, Xai-Xai District in the east, and Magude District of Maputo Province in the west. In the south, the district is bounded by the Indian Ocean. The area of the district is 2,157 square kilometres (833 sq mi). It has a population of 211 911 as of 2017.

focused on improving the lives of communities and especially children in Mocambique Ajoy in the implementation of this project aims to benefit the population of the district of Macia in teaching and engagement of children to know how to protect the environment and also provide children with good practices of know how to do, that is to reuse plastic for the good of nature.



The project will focus on participatory and gender-inclusive planning during fieldwork. About fifteen to twenty volunteers will participate in the learning. In the implementation of the project, men and women will have the ability to raise awareness and teach the child's about draw, waste reuse techniques to a healthy environment and source of income for the population.

#### WORK

- Promotion Environmental Education;

- Working with Child's;
- Work with local NGOs, to develop social & community work.
- Also create recreation activities such as game, song, intercultural exchange together.

## ACCOMMODATION AND FOOD

Stay in the house and tent. Share one big room together, separate male and female. You will take turn to cook. There is wifi available.

## TERMINAL

*Bilene-Maçia Terminal*

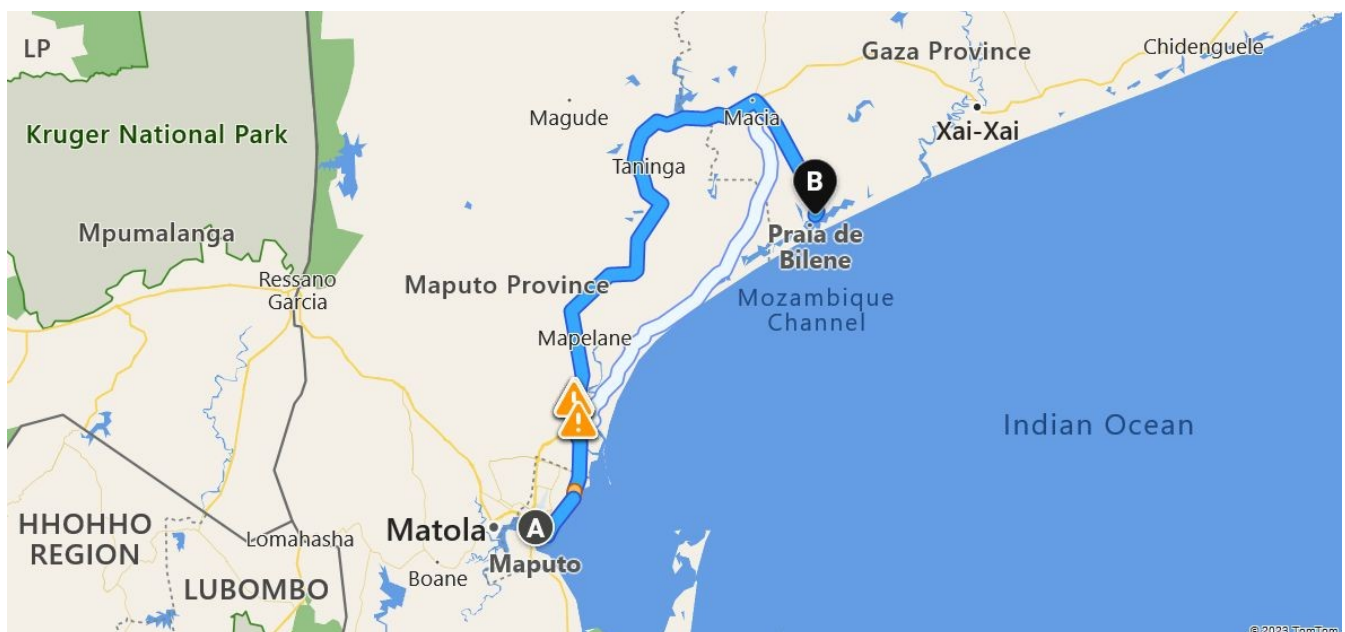
## HOW TO GET TO THE MEETING POINT

### MEETING POINT:

Bilene-Maçia at 08:00 on 10 June 2024

Travel from Maputo to Bilene-Maçia, it's about 170 kms. There 2 ways how you can travel.

- Travel by bus and car/taxi. The most popular way to travel from Maputo to Maçia is to take a bus. TRAVELLING by flight takes about two hours and fifty minutes. maputo Aeroport is in the town centre so everything is easily accessible.





There are currently 2 services, bus and Flight a day from Maputo to Maçia.

	Maputo	Maçia	Service
Bus	Every Day	Three hours	City Link
Bus	Every Day	Three hours	Nagy
Flight	depends on the marking but usually the flights are in the morning and the afternoon	Arrving hour 1;00	LAM
Taxi	Every Time	Two hours	Viva Taxi/Yango

- 
- The fastest way from Maputo to Maçia is flight, departing from Maputo in the morning and afternoon, and arriving 1 hour later in Maçia.
  - The slowest way from Maputo to Maçia is bus departing from Maputo at an time and take three hours to arrive in Maçia, but is the best way to know our Culture along the road.

## **CONTACT PERSON**

Camp director

Geraldo Zacarias

Tel:

+258846388415

/+258 846338571

Email: [ajovmoz@yahoo.com.br](mailto:ajovmoz@yahoo.com.br)/[ajovmozambique@gmail.com](mailto:ajovmozambique@gmail.com)

## **ADDRESS OF THE PROJECT SITE**

Manica Gondola

## **LEISURE ACTIVITY**

- Visit Batalha de Magule;
- Go to Enjoy Bilene beach;
- Visit the city and xai-xai beach.



## **PARTICIPANT FEE**

270 € Baht including food, accommodation. Excluding travel cost, insurance and personal expense.

## **WHAT TO BRING**

- ♥ Educational Material.
- ♥ Medicine as necessary
- ♥ Mosquito repellent
- ♥ Your traditional music, costumes, food and drink for the intercultural night (cooking and performance)
- ♥ Materials or sources (brochures, maps, souvenirs, pictures, flags, or handicrafts to introduce about your country and culture).
- ♥ Sunglasses and sun-block cream
- ♥ Toilet paper (you can buy it at the shop in the village)
- ♥ Any interesting materials such as CDs, ideas for games/activities for students.
- ♥ Motivation, good humor, and communication skills
- ♥ Raincoat (sometimes there will be rain.)

## **LANGUAGE**

English and Portuguese

## **AGE**

18+

## **SPECIAL REMARK**

Respect culture, open mind, and love to learn and share

## **MOZAMBICAN SPECIAL TIP**

- ♥ Mozambican people are kind and always smile for greeting, Mozambican life is easy, and we are easy to live especially with foreigners.
- ♥ **Auxene or Dzixile** is Hello in local language, just say this word when greeting you will get the smile back from Mozambicans.
- ♥ Land of Good People;
- ♥ Mozambique, those who know you never forget you..

## **VISA CONTACT**

**AJOV will send all the necessary documents to start the visa process with the Mozambican embassy in your country or in a neighbouring country if you do not have one in your country.**

# **Have a nice trip to Mozambique, see you!**

## AJOV Code 12-11-2025 Environmental Education CAMP - Katembe

09- 22 November 2025

### CAMP SITE: Katembe

#### BACKGROUND

Environmental education has the power to transform the world. AJOV With the mission of promoting the connection between people and nature, awakening the perception of themes that impact the environment, stimulating the taking of actions focused on preservation and sustainability.

It is important that you are aware of your role in this journey, which starts today but impacts generations to come.

However, environmental education is not just aimed at individuals at the dawn of life, but aimed at people of all ages.

It doesn't just happen in classrooms or academic settings, as perhaps its definition would suggest.

Environmental education has space in all places where relevant knowledge can be extracted and communicated for the preservation and conservation of the environment in a sustainable way.

Help us to improve the environment.





The project will focus on participatory and gender-inclusive planning during the fieldwork. About fifteen to twenty volunteers will join in the learning. In the execution of the project, men and women will have the capacity to produce beds, prepare and work the land through techniques used in Agriculture.

## WORK

- Promotion of Sustainable Agriculture;
- Working with Community;
- Work with local farmers, to develop social & community work.
- Also create recreation activities such as game, song, intercultural exchange together.
- Farming work – growing and eating what we grow. The idea of a green homestay to have clean and safe food.

## ACCOMMODATION AND FOOD

Stay in the house and tent. Share one big room together, separate male and female. You will take turn to cook. There is wifi available.

## TERMINAL

### Katembe Terminal

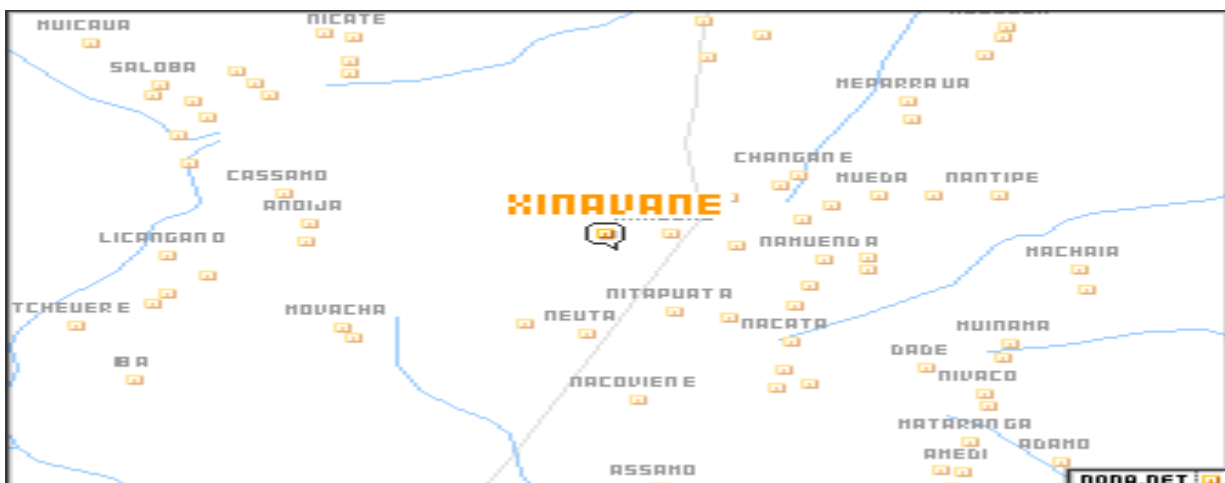
## HOW TO GET TO THE MEETING POINT

## MEETING POINT:

Praça da Independência at 08:00 on 04 November 2024

Travel from Maputo to Xinavane , it's about 80 kms. There 2 ways how you can travel.

- Travel by Train , bus and car/taxi. The most popular way to travel from Maputo to Xinavane is to take a bus. TRAVELLING by taxi takes about 25 Minutes.





There are currently 2 train services, bus and Taxi a day from Maputo to Boane.

	Maputo	Boane	Service
Bus	Every Time	At any time Depending on the road and traffic	FEMATRO
Bus	Every Time	At any time Depending on the road and traffic	Cooptrac
Taxi	Every Time	At any time Depending on the road and traffic	Marcelo
Taxi	Every Time	At any time Depending on the road and traffic	Viva Taxi/Yango

- 
- The fastest transport from Maputo to Katembe is Taxi, departing from Maputo every time and arriving 25 or 30 minutes later in Katembe.
  - The slowest Bus from Maputo city to Katembe is Cooptrack, departing from Maputo at Any Time and arriving in Katembe at Any Time, a scheduled journey time is around 1 hour.

## CONTACT PERSON

Camp director

Geraldo Zacarias

Tel:

+258846388415

/+258 846338571

Email: [ajovmoz@yahoo.com.br](mailto:ajovmoz@yahoo.com.br)/[ajovmozambique@gmail.com](mailto:ajovmozambique@gmail.com)

## ADDRESS OF THE PROJECT SITE

Katembe

## LEISURE ACTIVITY

- Visit Maputo Reserve;
- Go to Ponta de Ouro Beach;
- Go to Katembe Beach;
- Visit Maputo City.



## PARTICIPANT FEE

270 € Baht including food, accommodation. Excluding travel cost, insurance and personal expense.

## WHAT TO BRING

- ♥ Farming working clothes.
- ♥ Medicine as necessary
- ♥ Mosquito repellent
- ♥ Your traditional music, costumes, food and drink for the intercultural night (cooking and performance)
- ♥ Materials or sources (brochures, maps, souvenirs, pictures, flags, or handicrafts to introduce about your country and culture).
- ♥ Sunglasses and sun-block cream
- ♥ Toilet paper (you can buy it at the shop in the village)
- ♥ Any interesting materials such as CDs, ideas for games/activities for students.
- ♥ Motivation, good humor, and communication skills
- ♥ Raincoat (sometimes there will be rain.)

## LANGUAGE

English and Portuguese

## AGE

18+

## SPECIAL REMARK

Respect culture, open mind, and love to learn and share

## MOZAMBICAN SPECIAL TIP

- ♥ Mozambican people are kind and always smile for greeting, Mozambican life is easy, and we are easy to live especially with foreigners.
- ♥ **Dzishile or Auxene** is Hello in local language, just say this word when greeting you will get the smile back from Mozambicans.
- ♥ Land of Good People;
- ♥ Mozambique, those who know you never forget you..

## VISA CONTACT

**AJOV will send all the necessary documents to start the visa process with the Mozambican embassy in your country or in a neighbouring country if you do not have one in your country.**

# Have a nice trip to Mozambique, see you!

## AJOV Code WC 12-09-2025 "Volunteers for Reconstruction and Climate Resilience" CAMP – Manica

15- 28 Setembro 2025

### CAMP SITE: Manica

### BACKGROUND

**Manica** is a province of Mozambique. It has an area of 62,272 km<sup>2</sup> and a population of (2017 census). The province is surrounded by Zimbabwe in the west, Tete Province in the northwest, Sofala Province in the east, Save River in the south, and Zambezi river in the northeast. Chimoio is the capital of the province.<sup>[4]</sup> The highest mountain in Mozambique, Inhacanga (2436 m), lies in this province near the border with Zimbabwe. The Manica province is divided into nine districts and 34 administrative regions.

In particular, northern and central Mozambique lies within the monsoon trade winds of the Indian Ocean and is often affected by disruptive weather conditions. Considerably thousands of children have suffered greatly due to the lack of decent rooms to attend classes because of natural phenomena. Mozambique is one of the countries most vulnerable to the effects of climate change, frequently experiencing devastating cyclones, floods and droughts. Events such as Cyclones Idai and Kenneth have left scars in the center and north of the country, destroying infrastructure, displacing communities and compromising livelihoods. These challenges highlight the importance of initiatives that focus on reconstruction and climate resilience, with a focus on community capacity building and strengthening local infrastructure.



The project will focus on participatory and gender-inclusive planning during fieldwork. Fifteen to twenty volunteers will participate in the learning. In the implementation of the project, men and women will have the ability to raise awareness to the community about the importance of education and how to offer better conditions to the children.

- Also create recreation activities such as game, song, intercultural exchange together.

## ACCOMMODATION AND FOOD

Stay in the house and tent. Share one big room together, separate male and female. You will take turn to cook. There is wifi available.

## TERMINAL

*Manica City Terminal*

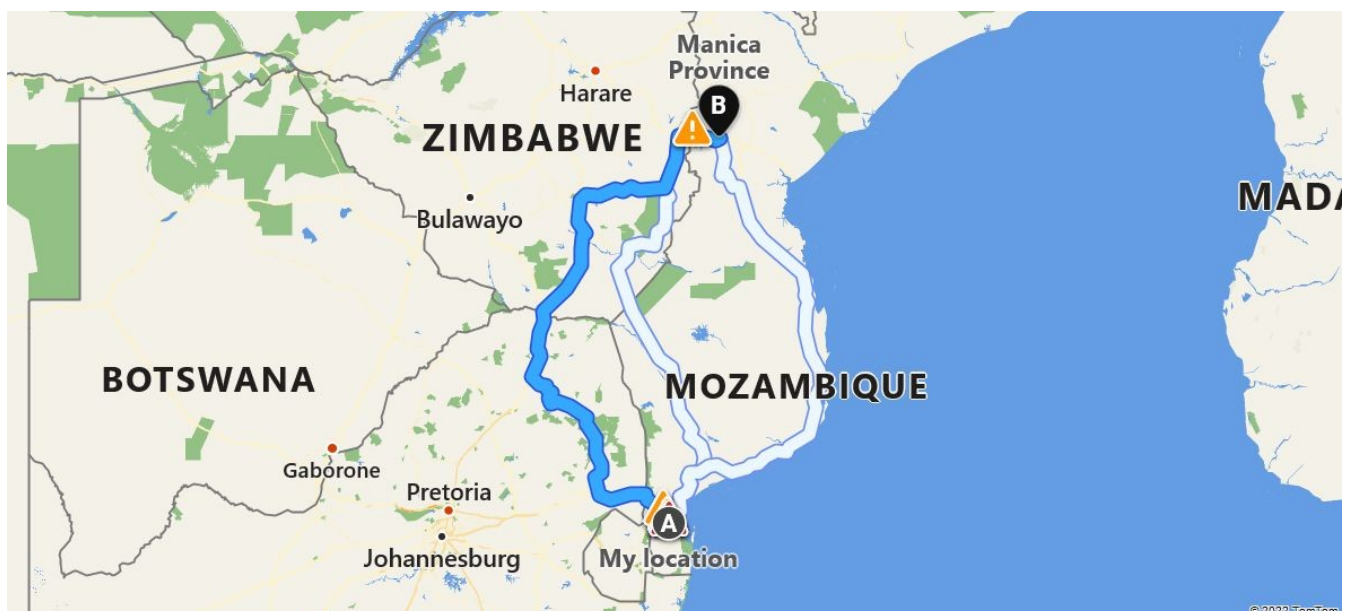
## HOW TO GET TO THE MEETING POINT

### MEETING POINT:

Manica City at 08:00 on 15 settembre 2025

Travel from Maputo to Manica , it's about 1366 kms. There 2 ways how you can travel.

- Travel by bus and car/taxi. The most popular way to travel from Maputo to Manica is to take a bus. TRAVELLING by flight takes about two hours and fifty minutes. Beira Aeroport is in the town centre so everything is easily accessible.





There are currently 2 services, bus and Flight a day from Maputo to Manica.

	Maputo	Manica	Service
Bus	Every Day	Take one day	City Link
Bus	Every Day	Take one day	Nagy
Flight	depends on the marking but usually the flights are in the morning and the afternoon	Arriving 1;50 Minutes	LAM
Bus	Every day	Take one day	Nhancale

- 
- The fastest way from Maputo to Manica is flight, departing from Maputo in the morning and afternoon, and arriving 1 hour 50 minutes later in Manica.
  - The slowest way from Maputo to Manica is bus departing from Maputo at 3:00 AM and take one day to arrive in Manica, but is the best way to know our Culture along the road.

## CONTACT PERSON

Camp director

Geraldo Zacarias

Tel:

+258846388415

/+258 846338571

Email: [ajovmoz@yahoo.com.br](mailto:ajovmoz@yahoo.com.br)/[ajovmozambique@gmail.com](mailto:ajovmozambique@gmail.com)

## ADDRESS OF THE PROJECT SITE

Manica Gondola

## LEISURE ACTIVITY

- Visit Manica City;
- Go to Cabeça do Velho;
- Visit Beira.



## PARTICIPATION FEE

270 € Baht including food, accommodation. Excluding travel cost, insurance and personal expense.

## WHAT TO BRING

- ♥ Educational Material.
- ♥ Medicine as necessary
- ♥ Mosquito repellent
- ♥ Your traditional music, costumes, food and drink for the intercultural night (cooking and performance)
- ♥ Materials or sources (brochures, maps, souvenirs, pictures, flags, or handicrafts to introduce about your country and culture).
- ♥ Sunglasses and sun-block cream
- ♥ Toilet paper (you can buy it at the shop in the village)
- ♥ Any interesting materials such as CDs, ideas for games/activities for students.
- ♥ Motivation, good humor, and communication skills
- ♥ Raincoat (sometimes there will be rain.)

## LANGUAGE

English and Portuguese

## AGE

18+

## SPECIAL REMARK

Respect culture, open mind, and love to learn and share

## MOZAMBICAN SPECIAL TIP

- ♥ Mozambican people are kind and always smile for greeting, Mozambican life is easy, and we are easy to live especially with foreigners.
- ♥ Axinene Arivava is Hello in local language, just say this word when greeting you will get the smile back from Mozambicans.
- ♥ Land of Good People;
- ♥ Mozambique, those who know you never forget you..

## VISA CONTACT

**AJOV will send all the necessary documents to start the visa process with the Mozambican embassy in your country or in a neighbouring country if you do not have one in your country.**

**Have a nice trip to Mozambique, see you!**



## AJOV Code WC 008-08-2025 Human Rights and Peace CAMP - Maputo (Mafalala-Katembe)

04- 17 Agosto 2025

### CAMP SITE: Maputo (Mafalala-Katembe)

#### BACKGROUND

**Maputo** (Portuguese pronunciation: [mɐˈputu]), formerly named **Lourenço Marques** until 1976, is the capital, and largest city of Mozambique. Located near the southern end of the country, it is within 120 kilometres (75 miles) of the borders with Eswatini and South Africa. The city has a population of 1,088,449 (as of 2017<sup>[3]</sup>) distributed over a land area of 347.69 km<sup>2</sup> (134.24 sq mi). The Maputo metropolitan area includes the neighbouring city of Matola, and has a total population of 2,717,437. Maputo is a port city, with an economy centered on commerce. It is also noted for its vibrant cultural scene and distinctive, eclectic architecture.<sup>[4][5][6]</sup>

Maputo is situated on a large natural bay on the Indian Ocean, near where the rivers Tembe, Mbuluzi, Matola and Infulene converge. The city consists of seven administrative divisions, which are each subdivided into quarters or *bairros*. The city is surrounded by Maputo Province, but is administered as a self-contained, separate province since 1998. Maputo City is the geographically smallest and most densely populated province in Mozambique.

AJOV has been developing several activities related to the promotion of human rights in the Reasing Peace projects, among others. therefore we invite you to be part of the project given its importance as well as, will have the opportunity to be able to share and learn about the culture of this historic neighborhood called mafalala.

In recent years, Mozambique has faced significant challenges related to peace and human rights. Following the elections, the country has seen episodes of violence, including police brutality and human rights violations that particularly affect young people and marginalized communities. This scenario reinforces the need for concrete actions to promote peace, raise awareness about human rights and strengthen dialogue between different social groups.



The project will focus on participatory and gender-inclusive planning during fieldwork. About fifteen to twenty volunteers will participate in the learning. In the implementation of the project, men and women will have the ability to raise awareness about teaching waste reuse techniques to a healthy environment and source of income for the population.

## WORK

- Promotion Human Rights and Culture;
- Working with Community;
- Work with local NGOs, to develop social & community work.
- Also create recreation activities such as game, song, intercultural exchange together.
- Promote intercultural dialogue between local and international volunteers as a tool for peacebuilding.
- Conduct workshops and practical activities on human rights, active citizenship and conflict mediation

## ACCOMMODATION AND FOOD

Stay in the house and tent. Share one big room together, separate male and female. You will take turn to cook. There is wifi available.

## TERMINAL

*Maputo City, Anjo Voador Terminal*

## HOW TO GET TO THE MEETING POINT

### MEETING POINT:

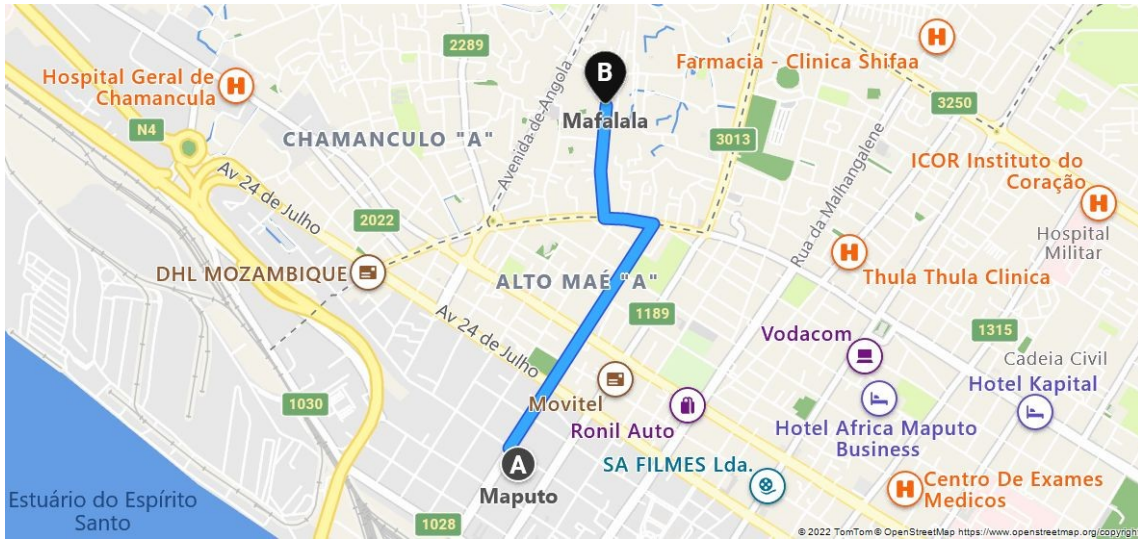
Praça da Independencia at 08:00 on 04 Agosto 2025

Travel from Maputo Terminal Anjo Voador to Mafalala, it's about 10 kms. There 2 ways how you can travel.

- Travel by bus and car/taxi. The most popular way to travel from Maputo to Mafalala is to take a bus. TRAVELLING by Txopela is one of the transport option, takes about ten or fifteen minutes. Maputo Aeroport is in the town



centre so everything is easily accessible.



---

There are currently 2 services, bus and Taxi a day from Maputo to Mafalala.

	Maputo	Maputo (Mafalala)	Service
Bus	Every Time	Take ten or fifteen Minutes	Cooptrac
Bus	Every Time	Take ten or fifteen Minutes	Fematro
Taxi	Every Time	Take Ten Minutes	Txopela
Taxi	Every day	Take ten Minutes	Viva Taxi

- 
- The fastest way from Maputo to Mafalala is Txopela, departing from Maputo every time and

---

arriving 10 minutes later.

- The slowest way from Maputo to Mafalala is bus departing from Maputo every time and take 15 minutes to arrive in Mafalala, but you can also get to the place on foot.

## CONTACT PERSON

Camp director

Geraldo Zacarias

Tel:

+258846388415

/+258 846338571

Email: [ajovmoz@yahoo.com.br](mailto:ajovmoz@yahoo.com.br)/[ajovmozambique@gmail.com](mailto:ajovmozambique@gmail.com)

## ADDRESS OF THE PROJECT SITE

Tofo Beach

## LEISURE ACTIVITY

- Visit Maputo City;
- Go to Costa do Sol Beach;
- Visit Maputo Reserve.



## PARTICIPANT FEE

270 € Baht including food, accommodation. Excluding travel cost, insurance and personal expense.

## WHAT TO BRING

- ♥ Human Rights Material working.
- ♥ Medicine as necessary
- ♥ Mosquito repellent
- ♥ Your traditional music, costumes, food and drink for the intercultural night (cooking and

performance)

- ♥ Materials or sources (brochures, maps, souvenirs, pictures, flags, or handicrafts to introduce about your country and culture).
- ♥ Sunglasses and sun-block cream
- ♥ Toilet paper (you can buy it at the shop in the village)
- ♥ Any interesting materials such as CDs, ideas for games/activities for students.
- ♥ Motivation, good humor, and communication skills
- ♥ Raincoat (sometimes there will be rain.)

## **LANGUAGE**

English and Portuguese

## **AGE**

18+

## **SPECIAL REMARK**

Respect culture, open mind, and love to learn and share

## **MOZAMBICAN SPECIAL TIP**

- ♥ Mozambican people are kind and always smile for greeting, Mozambican life is easy, and we are easy to live especially with foreigners.
- ♥ Dzixile or Auxene is Hello in local language, just say this word when greeting you will get the smile back from Mozambicans.
- ♥ Land of Good People;
- ♥ Mozambique, those who know you never forget you..

## **VISA CONTACT**

**AJOV will send all the necessary documents to start the visa process with the Mozambican embassy in your country or in a neighbouring country if you do not have one in your country.**

# **Have a nice trip to Mozambique, see you!**



## AJOV Code WC11-10-2025

### Agriculture CAMP - Moamba

05- 18 October 2025

#### CAMP SITE: Moamba

#### BACKGROUND

**Moamba District** is a district of Maputo Province in southern Mozambique. Its main town is Moamba. The district is located in the western part of the province, and borders with Magude District in the north, Manhiça and Marracuene Districts in the east, the city of Matola in the southeast, Boane District and Namaacha District in the south, and with Mpumalanga Province of South Africa, in the west. The area of the district is 4,628 square kilometres (1,787 sq mi).<sup>[1]</sup> It has a population of 56,335 as of 2007.

The Incomati River crosses the district from west to east. There are a number of seasonal rivers as well, which only flow during the rainy season.

The climate is subtropical dry, with the annual rainfall ranging between 580 millimetres (23 in) and 590 millimetres (23 in).

In 1730, the area was populated by Ronga-speaking people and divided between local chiefs. Since 1833, the area was occupied by the Portuguese.

As of 2005, 40% of the population of the district was younger than 15 years. 49% of the population spoke Portuguese. The most common mothertongue among the population was Xichangana. 55% were alphabetic, mostly women.<sup>[1]</sup>

The district is divided into four postos, Moamba (one locality), Ressano Garcia (one locality), Pessene (three localities), and Sábiè (five localities).

#### Agriculture

In the district, there are 10,000 farms which have on average 1.3 hectares (0.0050 sq mi) of land. The main agricultural products are corn, cassava, cowpea, peanut, and sweet potato.



The project will focus on participatory and gender-inclusive planning during the fieldwork. About fifteen to twenty volunteers will join in the learning. In the execution of the project, men and women will have the capacity to produce beds, prepare and work the land through techniques used in Agriculture based on manure preparation, sowing of different cultures and production of an irrigation system for the cultures in response to the climate changes.

## WORK

- Promotion of Sustainable agriculture;
- Work with local farmers, community to develop social & community work.
- Also create recreation activities such as game, song, intercultural exchange together.
- Farming work – growing and eating what we grow. The idea of a green homestay to have clean and safe food.

## ACCOMMODATION AND FOOD

Stay in the house and tent. Share one big room together, separate male and female. You will take turn to cook. There is wifi available.

## TERMINAL

*Moamba Terminal*

## HOW TO GET TO THE MEETING POINT

### MEETING POINT:

Praça da Independência at 08:00 on 02 October 2024

Travel from Maputo to Moamba , it's about 62 kms. There 2 ways how you can travel.

- Travel by Train , bus and car/taxi. The most popular way to travel from Maputo to Moamba is to take a bus. TRAVELLING by train takes about 1-2 hours. Maputo CFM train station is in the town centre so everything is easily



accessible.



---

There are currently 2 train services, bus and Taxi a day from Maputo to Moamba.

	Maputo	Moamba	Service
Bus	Every Time	At any time Depending on the road and traffic	Cooptrac
Train	07:00	08:20	CFM
Train	17:00	18:30	CFM AUTOMOTORA
Taxi	Every Time	At any time Depending on the road and traffic	Viva Taxi/Yango

- 
- The fastest train from Maputo to Moamba is Train Automotora, departing from Maputo at 17:00 and arriving 1 hour 20 minutes later in Moamba at 18:20.
  - The slowest Bus from Maputo to Moamba is Chapa departing from Maputo at Any Time and arriving in Moamba at Any Time, a scheduled journey time of 1 hours 30 minutes.

## CONTACT PERSON

Camp director

Geraldo Zacarias

Tel:

+258846388415

/+258 846338571

Email: [ajovmoz@yahoo.com.br](mailto:ajovmoz@yahoo.com.br)/[ajovmozambique@gmail.com](mailto:ajovmozambique@gmail.com)

## ADDRESS OF THE PROJECT SITE

Agrarian institute-Boane

## LEISURE ACTIVITY

- Visit waterfalls in Namaacha;
- Go to Praia da Costa do Sol;
- Go to Ressano Garcia Boder;
- Visit Maputo City.



## PARTICIPANT FEE

270 € Baht including food, accommodation. Excluding travel cost, insurance and personal expense.

## WHAT TO BRING

- ♥ Farming working clothes.
- ♥ Medicine as necessary
- ♥ Mosquito repellent
- ♥ Your traditional music, costumes, food and drink for the intercultural night (cooking and performance)
- ♥ Materials or sources (brochures, maps, souvenirs, pictures, flags, or handicrafts to introduce about your country and culture).
- ♥ Sunglasses and sun-block cream
- ♥ Toilet paper (you can buy it at the shop in the village)
- ♥ Any interesting materials such as CDs, ideas for games/activities for students.
- ♥ Motivation, good humor, and communication skills
- ♥ Raincoat (sometimes there will be rain.)

### **SPECIAL REMARK**

Respect culture, open mind, and love to learn and share

### **MOZAMBICAN SPECIAL TIP**

- ♥ Mozambican people are kind and always smile for greeting, Mozambican life is easy, and we are easy to live especially with foreigners.
- ♥ **Dzishile or Auxene** is Hello in local language, just say this word when greeting you will get the smile back from Mozambicans.
- ♥ Land of Good People;
- ♥ Mozambique, those who know you never forget you..

### **VISA CONTACT**

**AJOV will send all the necessary documents to start the visa process with the Mozambican embassy in your country or in a neighbouring country if you do not have one in your country.**

# **Have a nice trip to Mozambique, see you!**

## AJOV Code 009-09-2025 Agricultura CAMP - Xinavane

14- 27 September 2025

### CAMP SITE: Xinavane

#### BACKGROUND

Xinavane is a small Mozambican village located by the Incomati River. Administratively, it is the headquarters of an administrative post in the Manhiça district of Maputo province. It is 80 km north of the Mozambican capital.

The economy of this village runs on the basis of sugar. A vast plantation and sugarcane processing plant as well as agriculture. In this area, AJOV has been developing various field activities in order to give more capacity and respo<sup>t</sup> food safety and boost community development.



The project will focus on participatory and gender-inclusive planning during the fieldwork. About fifteen to twenty volunteers will join in the learning. In the execution of the project, men and women will have the capacity to produce beds, prepare and work the land through techniques used in Agriculture.

#### WORK

- Promotion of Sustainable Agriculture;
- Working with Community;
- Work with local farmers, to develop social & community work.
- Also create recreation activities such as game, song, intercultural exchange together.



- Farming work – growing and eating what we grow. The idea of a green homestay to have clean and safe food.

## ACCOMMODATION AND FOOD

Stay in the house and tent. Share one big room together, separate male and female. You will take turn to cook. There is wifi available.

## TERMINAL

### *Xinavane Terminal*

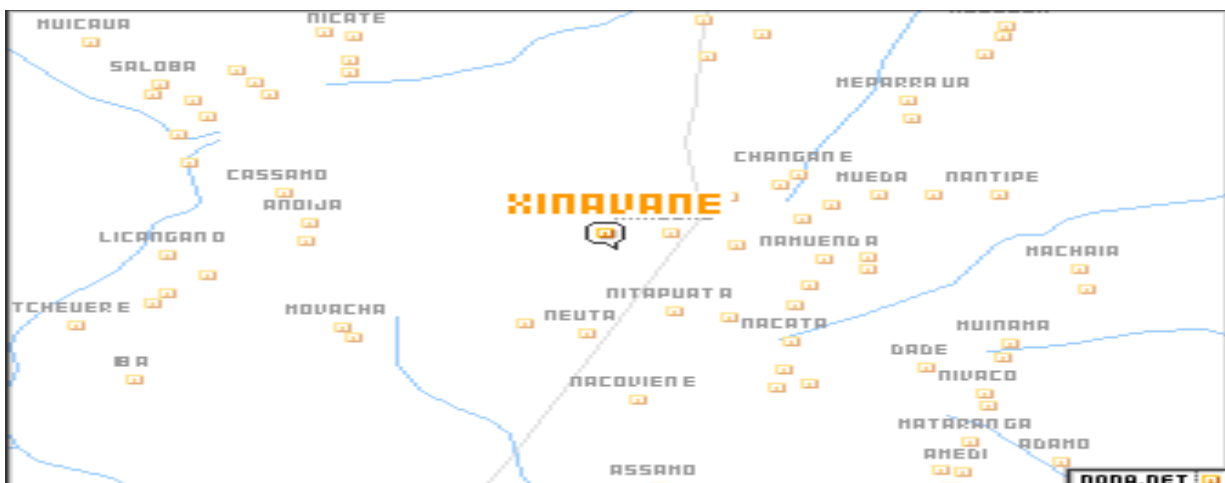
## HOW TO GET TO THE MEETING POINT

## MEETING POINT:

Praça da Independência at 08:00 on 04 September 2024

Travel from Maputo to Xinavane , it's about 80 kms. There 2 ways how you can travel.

- Travel by Train , bus and car/taxi. The most popular way to travel from Maputo to Xinavane is to take a bus. TRAVELLING by train takes about 2:30 Minutes. Maputo CFM train station is in the town centre so everything is easily accessible.



There are currently 2 train services, bus and Taxi a day from Maputo to Xinavane.

	Maputo	Xinavane	Service
Bus	Every Time	At any time Depending on the road and traffic	FEMATRO
Bus	Every Time	At any time Depending on the road and traffic	Cooptrac
Bus	Every Time	At any time Depending on the road and traffic	TPM
Taxi	Every Time	At any time Depending on the road and traffic	Viva Taxi/Yango

- 
- The fastest Bus from Maputo to Xinavane is Cooptrac, departing from Maputo at any time and arriving 3 hour 30 minutes later in Xinavne.
  - The slowest Bus from Maputo to Xinavane is Fematro departing from Maputo at Any Time and arriving in Xinavane at Any Time, a scheduled journey time of 4 hours 30 minutes.

## CONTACT PERSON

Camp director

Geraldo Zacarias

Tel:

+258846388415

/+258 846338571

Email: [ajovmoz@yahoo.com.br](mailto:ajovmoz@yahoo.com.br)/[ajovmozambique@gmail.com](mailto:ajovmozambique@gmail.com)

## ADDRESS OF THE PROJECT SITE

Xinavane Vilage

## LEISURE ACTIVITY

- Visit Local Radio and Local Former;
- Go to Bilene Beach;
- Go to the River;
- Visit Maputo City.



## PARTICIPANTION FEE

270 € Baht including food, accommodation. Excluding travel cost, insurance and personal expense.

## WHAT TO BRING

- ♥ Farming working clothes.
- ♥ Medicine as necessary
- ♥ Mosquito repellent
- ♥ Your traditional music, costumes, food and drink for the intercultural night (cooking and performance)
- ♥ Materials or sources (brochures, maps, souvenirs, pictures, flags, or handicrafts to introduce about your country and culture).
- ♥ Sunglasses and sun-block cream
- ♥ Toilet paper (you can buy it at the shop in the village)
- ♥ Any interesting materials such as CDs, ideas for games/activities for students.
- ♥ Motivation, good humor, and communication skills
- ♥ Raincoat (sometimes there will be rain.)

## LANGUAGE

English and Portuguese

## AGE

18+

## SPECIAL REMARK

Respect culture, open mind, and love to learn and share

## MOZAMBICAN SPECIAL TIP

- ♥ Mozambican people are kind and always smile for greeting, Mozambican life is easy, and we are easy to live especially with foreigners.
- ♥ **Dzishile or Auxene** is Hello in local language, just say this word when greeting you will get the smile back from Mozambicans.
- ♥ Land of Good People;
- ♥ Mozambique, those who know you never forget you..

## VISA CONTACT

**AJOV will send all the necessary documents to start the visa process with the Mozambican embassy in your country or in a neighbouring country if you do not have one in your country.**

# Have a nice trip to Mozambique, see you!

## AJOV Code WC 10-09-2024 Child and Community Development CAMP - Nampula (Maratane)

21 September to 04 October, 2025

### CAMP SITE: Nampula(Marratane)

#### BACKGROUND

Nampula is a province of northern Mozambique. It has an area of 79,010 km<sup>2</sup> (30,510 sq mi) and a population of 5,758,920, making it the most populous province in Mozambique (2017 census).

<sup>[2]</sup> Nampula is the capital of the province.

Maratane is a regional supper centre with special needs as well as orphans.

The child is the future of tomorrow and this child needs to be trained on the basis of education, duties and social rights in its integration with community. come and make a child smile come and see our culture because, our action has always been focused on improving social life and community life.



The project will focus on participatory and gender-inclusive planning during fieldwork. About fifteen to twenty volunteers will participate in the learning. In the implementation of the project, men and women will have the ability to raise awareness and teach the child's about drawing, waste reuse techniques for a healthy environment and source of income for the population.

#### WORK

- Promotion Environmental Education;
- Working with Child's;
- Work with local NGOs, to develop social & community work.
- Also create recreation activities such as game, song, intercultural exchange together.



## ACCOMMODATION AND FOOD

Stay in the house and tent. Share one big room together, separate male and female. You will take turn to cook. There will be wifi available.

## TERMINAL

*Nampula City Terminal*

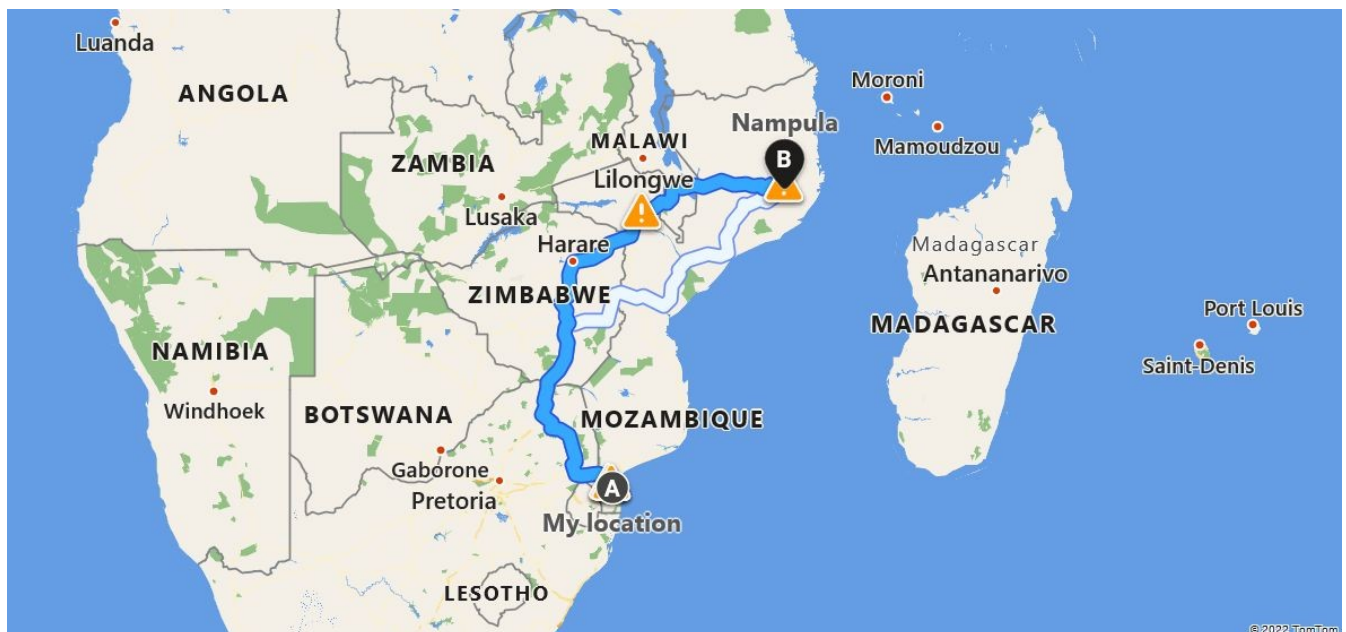
## HOW TO GET TO THE MEETING POINT

### MEETING POINT:

Nampula City at 08:00 on 11 September 2024

Travel from Maputo to Nampula (Maratane) , it's about 2445 kms. There 2 ways how you can travel.

- Travel by bus and car/taxi. The most popular way to travel from Maputo to Nampula is to take a bus. TRAVELLING by flight takes about two hours and fifty minutes. Beira Aeroport is in the town centre so everything is easily accessible.



There are currently 2 services, bus and Flight a day from Maputo to Nampula.

	Maputo	Nampula	Service
Bus	Every Day	Take two days	City Link
Bus	Every Day	Take two days	Nagy
Flight	depends on the marking but usually the flights are in the morning and the afternoon	Arriving 2;30 Minutes	LAM
Bus	Every day	Take two days	Etrago

- 
- The fastest way from Maputo to Nampula is flight, departing from Maputo in the morning and afternoon, and arriving 2 hour 30 minutes later in Nampula.
  - The slowest way from Maputo to Nampula is bus departing from Maputo at 3:00 AM and take two days to arrive in Nampula, but is the best way to know our Culture along the road.

## CONTACT PERSON

Camp director  
Geraldo Zacarias  
Tel:  
+258846388415  
/+258846338571

Email: [ajovmoz@yahoo.com.br](mailto:ajovmoz@yahoo.com.br)/[ajovmozambique@gmail.com](mailto:ajovmozambique@gmail.com)

## ADDRESS OF THE PROJECT SITE

Nampula

## LEISURE ACTIVITY

- Visit Pemba;
- Go to Mozambique Island, the World Heritage Site;
- Visit Zambezia.



## PARTICIPATION FEE

270 € Baht including food, accommodation. Excluding travel cost, insurance and personal expense.

## WHAT TO BRING

- ♥ Educational Material.
- ♥ Medicine as necessary
- ♥ Mosquito repellent
- ♥ Your traditional music, costumes, food and drink for the intercultural night (cooking and performance)
- ♥ Materials or sources (brochures, maps, souvenirs, pictures, flags, or handicrafts to introduce about your country and culture).
- ♥ Sunglasses and sun-block cream
- ♥ Toilet paper (you can buy it at the shop in the village)
- ♥ Any interesting materials such as CDs, ideas for games/activities for students.
- ♥ Motivation, good humor, and communication skills
- ♥ Raincoat (sometimes there will be rain.)

## LANGUAGE

English and Portuguese

## AGE

18+

## SPECIAL REMARK

Respect culture, open mind, and love to learn and share

## MOZAMBICAN SPECIAL TIP

- ♥ Mozambican people are kind and always smile for greeting, Mozambican life is easy, and we are easy to live especially with foreigners.
- ♥ **Axinene Arivava** is Hello in local language, just say this word when greeting you will get the smile back from Mozambicans.
- ♥ Land of Good People;
- ♥ Mozambique, those who know you never forget you..

## VISA CONTACT

**AJOV will send all the necessary documents to start the visa process with the Mozambican embassy in your country or in a neighbouring country if you do not have one in your country.**

**Have a nice and safe trip to  
Mozambique, see you!**



ASSOCIAÇÃO DOS JOVENS VOLUNTARIOS

## Historic sites in Mozambique

### Maputo province

#### “Matola Raid Monument and Interpretative Centre”



The Matola Memorial and Interpretation Center was built with the aim of immortalizing the victims of the attack perpetrated by the forces of the apartheid regime against ANC militants.

The Matola Monument and Interpretation Centre is a joint work of art and collective memory of the Governments of Mozambique and South Africa, which portrays the history of

both countries and the southern region of Africa in the struggle against the apartheid regime. Both were installed in the city of Matola, on the outskirts of Maputo, the scene of an attack by the then South African regime on January 31, 1981, where 17 South African “anti-apartheid” activists, five Mozambicans and a Portuguese man who was murdered for having been mistaken for Joe Slovo, at the time secretary-general of the Communist Party of South Africa and a strong ally of the ANC and also exiled in Mozambique, were killed. The attack was aimed at discouraging Mozambique from continuing to give shelter to the African National Congress (ANC), currently in power in South Africa, in the fight against “apartheid”.

The monument has a two-story documentation center with huge glass walls, where information and photographs associated with the presence of ANC paintings in Mozambique are stored.



Location: Matola City, Maputo Province, Mozambique

How to get there: semi-collective transport using N1 (rental car)

Distance between Maputo city and Matola: 17.2km

Opening Hours: every day from 9:30 am to 5:00pm;

## Maputo City MAPUTO

### FORTRESS



Known as the Fortress of Nossa Senhora da Conceição, it is a national monument related to the history of the Portuguese presence in Mozambique and the relations and resistance offered by the inhabitants of the lands on the shores of the bay. The current building is a replica that was built in 1940 to be provisional

and within the scope of the centenary of the Independence and Restoration of Portugal. However, it was restored according to the original design, until shortly after Independence, in 1975, it was a Historical-Military Museum.

Attacked, abandoned, destroyed, rebuilt and changed many times. However, one can still see some pieces that remain from its historical-military past, such as the statues of Mouzinho de Albuquerque and António Enes. On the right side placed on the walls you can see two panels. One represents the arrest of Gungunhana and the other the military charge against the Gaza empire. In the center, among several cannons you can admire a replica of the patterns used by Vasco da Gama in his discoveries and expeditions.



Location: It is located next to the Fishing Port at Praça 25 de Junho, Maputo City, Mozambique.

How to get there: by public car or personal car

Opening Hours: Every day from 9:30 am to 5:00pm.

### Museu Mafalala (Mafalala Museum)



Museu Mafalala emerged inspired by the artistic and cultural richness of the neighbourhood from which some of the most influential personalities in Mozambique's history emerged, in the political, artistic and sports arenas.

Influenced by the architectural reality of the neighborhood, where wood and zinc predominate, materials characteristic of the peripheral neighbourhoods of the capital, the architecture of the Museum has evolved, through the use of masonry, glass and aluminum, to make this building more contemporary, projecting the idea of a space that transforms and evolves over time.

Location: Mafalala District, Maputo City

**Directions:**

There are three (3) main inputs:

- By Avenida Acordos de Lusaka;
- Via Avenida de Angola
- Via Avenida Marien Ngouabi, which faces Rua de Goa.

The main reference is the Campinho da Mafalala, which is right next to the Museum.

**What to do**

Visits can be made to the Museum's galleries, guided tours of the Neighborhood to visit the houses of former presidents Samora Machel and Joaquim Chissano, the houses of poets Noémia de Sousa and José Craveirinha, visit the José Craveirinha house-museum, see the Tufo da Mafalala Group perform or ride a bicycle through the neighborhood.

**Museu Nacional da Moeda (National Currency Museum)**

The Yellow house is, if not the first, one of the first buildings in the city, next to the bay. The reconstruction of the house is done in 1860 by a merchant, for his own housing. In 1873 it was



purchased for housing by the District Governor and, between 1877 and 1878, it was used as a government secretariat, for the distribution of the farm and for public works. Until the 1940s, the Secretary General and the Civil Administration were installed.

In 1964, Casa Amarela became a national monument and its ownership passed to the Municipality that rehabilitated it in 1971 to become the Currency Museum. The National Currency Museum was created on June 15, 1981 and exhibits various types of objects that were used in direct trade, when there was no money in the intermediation of the business, passing through different currencies that circulated in

Mozambique from antiquity to the New Metical Family.

Location: it is located in the square of June 25, downtown Maputo

Opening Hours:

Days of the week	Hours
Monday	Closed
Tuesday	09:00 17:00 E
Wednesday	09:00 17:00 E
Thursday	09:00 17:00 E
Friday	09:00 17:00 E
Saturday	09:00 – 15:00 GMT
Sunday	2:00 PM - 4:00 PM

### **The Iron House**

(CdF) is a prefabricated purchased in Belgium and first installed at 5 de Outubro Av, now Josina in 1892. In 1912 it became part of the Surveying and continued to be set up there until at least



1966. It was then dismantled and installed in 1972 as a historic building next to the Botanical Garden where it is currently located. In 1974 it was the Museum of Geographic and Cadastral Services of Mozambique, the successor of Surveying, and is now linked to the Ministry of Culture. It was renewed in 2014 in part with funds from the mining company Vale, in parallel with the renovation of the Botanical Garden.

Location: Praça da Independência, Avenida Samora Machel, Maputo

Opening hours: from 7:30 am to 3:30 pm

### **Statue of Samora Machel**

Samora Machel statue is in homage to the first president of Mozambique, it comes from North Korea, inaugurated on October 19, 2011, 25 years after the death of Samora Machel in the Mbuzine air disaster.

Location: Avenida Samora Machel



## **Statue of Eduardo Mondlane**

Eduardo Mondlane Statue is a commemorative monument, built in honor of Eduardo Chivambo



Mondlane was one of the founders and first president of the Mozambique Liberation Front, the organization that fought for Mozambique's independence from Portuguese colonial rule.

### Location

Eduardo Mondlane statue is located near the Alto-Maé small square park and the post office, Mozambique Post Office (Maputo City).

## **Gaza**

### **Samora Moisés Machel's house in Chilembene**

Aldeia do Chilembene is located in the administrative post of Chilembene, in the district of Chókwè, in the Province of Gaza, about 51km from the village of Macia and 111km from the City of Xai-Xai. It is a historical place where the First President of Independent Mozambique, the People's Republic of Mozambique, was born on October 29, 1933.

This village consists of several elements including:

- The birthplace of Samora Machel contains a Monument that symbolizes the place where President Samora was born;
- Statue of Samora Machel erected in the rotunda of Chilembene, in his honor as founder of the nation of Mozambique;
- A Samora Machel Knowledge and Documentation Center that aims to maximize the various social, economic and cultural potentialities and opportunities existing in that administrative post for local development;
- The prefabricated type residence built in 1975 and used by Samora as president of the Republic until his death in 1986;



- The Cemetery where the remains of Samora Machel's family rest, including her parents Moisés Mandande and Guguya Dzimba;

## Nwadjahane Museum

Nwadjahane Museum is located in the village of Nwadjahane, in the Manjacaze district, Gaza province, and aims to document Eduardo Mondlane's life moments and elements of local culture and history. It shows the family settlement (muti) of Eduardo Mondlane's father, Nwadjahane, son of Magulani and grandson of Machekahomu. It was Eduardo's residence between 1920 and



his trip to Lourenço Marques, in 1935. Eduardo was in close contact with the village until he went to South Africa in 1944. In 1960, Eduardo tried to ensure the maintenance of this village, of which he was

the last male descendant, ordering the construction of a house, which he visited in 1961, when his last stay in the land that saw him born.

Location: **Inhambane**

### **Buraco dos Assassinatos (Murder Hole)**

Inhambane is a history museum when it comes to the colonial era. The Murder Hole is located in Tofinho on Tofo beach, representing the apex of the regime's cruelty to the people.



This place is where the Colonial Secret Police (PIDE-DGS), executed using cruel methods the Mozambican patriots who claimed their independence.

## **Nampula**

### **ISLAND OF MOZAMBIQUE**

The Island of Mozambique is a cultural and historical treasure located in the province of Nampula, being a place of world importance recognized by UNESCO. Known as the birthplace of Mozambican culture, the island offers visitors a fascinating experience, immersing themselves in the rich history and cultural influences that have shaped this region over the centuries. The island is a true open-air museum with magnificent colonial architecture that reflects the fusion of Arab, Indian and Portuguese styles. Walking through the narrow, winding streets of the city, visitors are transported into the past, with beautiful colonial buildings, palaces, churches and mosques.



Ilha de Moçambique offers the opportunity to learn about the history of the slave trade in the region. The Museum of History and Art of the Island of Mozambique is an important place to understand this dark aspect of the past, with exhibits that tell the story of slavery and highlight the struggle for freedom. For accommodation, the island offers a variety of options, from charming guesthouses in restored historic buildings to luxury hotels with stunning sea views. Visitors have the opportunity to experience Mozambican hospitality and enjoy a comfortable and memorable stay.

## **Leisure venues**

### **Inhaca Island**



The Island of Inhaca is located at the entrance to Maputo Bay, in southern Mozambique, and extends for 42km<sup>2</sup>, it is a paradise of crystal clear waters and nature reserves where hundreds of species of animals live.

### **How to get There**

Inhaca Island can be reached in two ways:

- By public transport boat
- By Speedboat, private transportation costs a little more.

### **What to do**

Executions or sailing boat ride; clean beaches where you can swim with fish, visit the lighthouse where it has ruins of Portuguese period buildings, with a breathtaking view. With the help of a tourist guide you can get to know a little of the island's history.

### **Ilha dos Portugueses (Portuguese Island)**

Island of the Portuguese is a small neighboring island of Inhaca with a distance of 200 meters, located about 1850 meters northwest of Inhaca Island, at the entrance to Maputo Bay, in southern Mozambique. It is important because during the colonial era the Portuguese used it to make trade. It is characterized by the crystal clear waters that captivate every visitor. It is currently a reserve managed by the Inhaca Marine Biology station.





### **How to get here**

One can reach the Island of the Portuguese in two ways:


- By public transport boat
- From Speed Boat private transportation that costs a little more.

Note: there is no aerodrome but through a helicopter and it is possible to visit the Island.

### **What to do**

Diving on the beach, snorkeling, playing games, having fun and much more. For history lovers further inland, you can find several infrastructures that portray the passage of the Arabs and Portuguese through Mozambique, since it was a trading post.

## **Ponta de Ouro**



It is a beach located in southern Mozambique, bordering Kwazulo-Natal South Africa, and much sought after by tourists. The beach and an arch with about 7KM by limited by shores, rocked at the ends, by a sandbar off the coast and by low dunes on the coast side.

### **How to get There**

One can reach the Golden Point in two ways

- Public transport
- Rental of a private car.
- 

### **What to do**

For lovers of aquatic adventures, you can go jet-skiing, snorkeling and surfing.



## **Maputo National Park**



Maputo National Park is one of the most outstanding biodiversity areas in the world. And home to wildlife that is constantly growing and diversifying, with rare and endangered species

### **How to get There**

- Public transport
- Rental of a private car.

### **What to do**

Maputo National Park offers a scenic combination of plains, swamps, prairies, mountain ranges and coastal dune forests along sandy beaches of fine white sand and a sea of turquoise.



**Macaneta Beach (glass house)**



Praia de Macaneta is located in the Indian Ocean and is in 4th place among the 5 beaches in the Maputo region 34.7km away from the center, from the city of Matola. It is one of the beaches of Marracuene, just 7.1km from the centre.

### **How to get There**

- Public transport
- Renting a private car

### **What to do**

You can go diving, visit the glass house, an ecological place resulting from recyclable objects, in this case glass bottles.

## **Limpopo National Park**



The Limpopo national park aims to conserve areas that encompass ecosystems of great ecological importance and great scenic beauty. Private areas are not allowed within its boundaries.

### **How to get There**

- Public transport
- Rental of a private car.

## What to do

### Safar



### Bilene Beach

Bilene Beach, located in the province of Gaza, is characterized by turquoise water, whose crystal clarity is incredible.

## How to get here

- Public transport
- Renting a private car

## What to do

Story about the battle of Magul, diving on the beach and walking by the sea.

### Praia do Tofo

Tofo beach is in the province of Inhambane, and a rustic village, a paradise for surfers, divers and lovers of beautiful beaches.



## How to get There

- Public transport
- Transportation rental

## What to do

The beach offers everything for tourists looking for a good spectacular swim in the marine nature. The following points can be visited with the support of the guide: holes of the murders, knights of Tofo, Tofo life where tourists can live incredible experiences related to the local reality.

## Chocas Mar



Chocas mar and a long unspoiled beach located in the province of Nampula, a village with a white sand and coconut trees offering tourists the opportunities to get to know some of the best deserted beaches in the country.



## **How to get There**

It can be reached using two lanes from Ilha de Moçambique

- Sea
- Terrestrial

## **What to do**

It is a great beach to practice memorable activities such as diving, hiking and even boat trips to the neighboring islands. Fine sand, corals, coconut palms and fresh seafood are some of the secrets this secluded spot hides.

## **Gastronomy**

Volunteers will have the opportunity to learn how to prepare local food, together with local families, as well as go shopping at local markets.

## **Specific Work**

Project participants will be able to work on activities such as:

- Environmental education;
- Informal education with children;
- Agriculture;
- Permaculture;
- Climate change;
- Sport;
- Intercultural exchange with young people, among other activities relevant to community development.

When carrying out the activities, working groups will be divided to facilitate exchanges between project participants, also to allow creativity and dynamism within each group.

## **Portuguese Language Classes**

All participants in the project will have the opportunity to learn Portuguese during the morning or evening, as a way of developing their Portuguese language skills.

## **Number of participants and ages**

The project expects to receive 15 international participants, with ages ranging from +18 to 35 years old.



**Project Duration**

The project lasts two weeks, in which international participants will have the unique opportunity to learn a lot about the cultural diversity of Mozambique.

**Invitation letter**

The Associação dos Jovens Voluntários (AJOV) may send an invitation letter to all international participants in the project, in order to facilitate the visa process.