



VOLUNTEERING PROGRAM
PROFILE 2024



FSL-India organises Volunteer Programs with special themes at different locations, with strategic partners: Government, NGOs, and Universities all over India. The focus is on constructive learning for the volunteers and benefits to the local community. Our volunteer programs deliver extra support to the communities. E.g., building play parks, construction of sanitation facilities, digital education, providing computers to rural schools, awareness paintings on school walls, distribution of educative materials, medical aid, etc. depending on the specific needs of the present situation.

FSL-India is a non-profit organisation and does not depend on public or external funding. All costs of FSL-India are sustained through the participation fees from the volunteers, besides all personal expenses for the trip to India (Travel/Visa/Insurance, etc.)

The Volunteer camp will be run to provide an opportunity for volunteers to do a community service clubbed with Cultural exchange which will give a greater learning experience. The camp activities will focus on understanding the social and cultural aspects of the community they work. The volunteers will be given experience through interactions, workshops, and meetings with University students and Government officials to understand the development issues. We believe that the experience will give the volunteers a global perspective of the community and the possibility to be change-



WE EXPECT

We expect our volunteers to stay connected to the local environment and community while they pitch in along with the Team Leaders towards the Impact and objective of the project. We believe that we are all a part of one, great, big family and welcome all nationalities, from the age of 18+. All our programs begin with an on-arrival orientation which will be organized by our team.





📍 OUR LOCATIONS

1. Dharamshala
2. Great Himalayan National Park
3. Jaipur
4. Jodhpur
5. Kundapur - Udupi
6. Mangalore
7. Mysore
8. Chennai
9. Pondicherry

Workcamp STV List 2024

June 2024

17 th to FSL-WC-230	People for Animals – Mysore City https://padlet.com/fslindia/people-for-animal-9xxrexkc5rn68c96	Mysore INR.18000/-
17 th to FSL-WC-	Tibetan Culture and Digital Literacy - Dharamshala - 1 https://padlet.com/fslindia/tibetan-culture-in-himalaya-s-1-i2zx2ty80om1r807	Dharamshala INR.20,000/-

July 2024

1 st to 14 th FSL-WC-232	Tibetan Culture and Digital Literacy - Dharamshala - 2 https://padlet.com/fslindia/tibetan-culture-in-himalaya-s-2-t1wt8izz3amm5bfz	Dharamshala INR.20,000/-
17 th to FSL-WC-233	Community Outreach at Centre for Experiential Living - Kundapur - 1 https://padlet.com/fslindia/centre-for-experiential-living-1-v8tdp6a720eo769r	Kundapur INR.18,000/-
15 th to FSL-WC-234	Pink City Heritage and Culture - Jaipur https://padlet.com/fslindia/pink-city-heritage-and-culture-wimy76p5dyzwzj5	Jaipur INR.20,000/-

August 2024

5 th to 18 th FSL-WC-235	Tibetan culture and Digital Literacy - Dharamshala - 3 https://padlet.com/fslindia/tibetan-culture-in-himalaya-s-3-ccgmoe6wakp6w3z	Dharamshala INR.20,000/-
5 th to 18 th FSL-WC-236	Community Outreach at Centre for Experiential Living - Kundapur - 2 https://padlet.com/fslindia/centre-for-experiential-living-2-ofe3855phauzy5d0	Kundapur INR.18,000/-
19 th to 1 st FSL-WHV-237	WHV - Natural Heritage Protection at Great Himalayan National Park - Kullu Manali - 1 https://padlet.com/fslindia/great-himalayan-national-park-1-uv4ck6u675twxymy	GHNP INR.20,000/-
19 th to 1 st FSL-WC-238	Development of Rural Women - Mysore https://padlet.com/fslindia/development-of-rural-women-g1eg9svpjcl8uto8	Mysore INR.18000/-
5 th to 18 th FSL-WC-239	Blue City Heritage Culture - Jodhpur https://padlet.com/fslindia/blue-city-heritage-culture-r8oaasxe3lis7ba4	Jodhpur INR.20,000/-

August 2024

2 nd to 15 th FSL-WHV-240	WHV - Natural Heritage Protection at Great Himalayan National Park - Kullu Manali - 2 https://padlet.com/fslindia/great-himalayan-national-park-2-h0q82s44j7w5ffkn	GHNP INR.20,000/-
16 th to 29 th FSL-WC-241	Tibetan culture and Digital Literacy - Dharamshala - 4 https://padlet.com/fslindia/tibetan-culture-in-himalaya-s-4-3hqr7qo8fhjdjalt	Dharamshala INR.20,000/-
23 rd to 6 th FSL-WC-242	Mysore Dussehra Festival https://padlet.com/fslindia/mysore-dussehra-festival-jcqmteot7ttc3vuw	Mysore INR.18000/-
16 th to 29 th Kundapur INR.18,000/-	Community Outreach at Centre for Experiential Living - Kundapur - 3	

APPLICATION

Volunteers must apply through our partner organization: Allianssi Youth Exchanges. Email: hakemukset@alli.fi. Phone number: 044 416 5209

Project Assignment: The assignment of volunteers will be completed within the week of receiving the application. Volunteers can apply for STV for a minimum of 2 weeks.

Information: FSL-India will send the required information to the volunteers - including a pre-arrival letter, project profile, info-sheet, general information, and travel details. This information will be sent to the volunteers at least one month in advance.

Arrivals:

1. Volunteers who apply for workcamp/STV will have to arrive at their camp location on the first day of the camp.
2. In case of volunteers need an airport pickup we will organise it with the additional cost, which will be mentioned in the Info- sheet.

Orientation Day:

1. The Workcamp/STV Orientation will be held at the project location on the first day
2. Registration will be completed during the orientation
3. The volunteers will pay their participation fees to the team leader

Projects: Following the orientation day, the workcamp volunteers will start their work on their projects.

Monitoring: The workcamp volunteers will be assigned a team leader, who will receive them at the meeting point and will take care of their boarding, lodging, and their project work till they leave the campsite.

Final evaluation:

1. The Workcamp volunteers are expected to submit the weekly evaluation form to their Team leaders.
2. There will also be a mini-evaluation by the communicator from the headquarters.
3. The volunteers will also give an opportunity to present the project outcome to the universities, schools, and the community close by during the final evaluation

1. Workcamp/STV: In the section below titled “STV Project information” the details about the camp locations have been provided the volunteers are requested to go through the details and apply accordingly to their thematic interest.

2. Information sheet and Pre-Arrival letter: The Info sheet will contain all the information that volunteers need to prepare for their journey and stay in India. It is very important that volunteers read the whole info sheet at least once and understand all the contents. This document will be sent to the sending organization a month before the volunteer arrives in India. The pre-arrival letter will include all the necessary information that will make their journey to India as smooth and trouble-free as possible. Hence, the volunteers need to read it carefully.

Arrival- Workcamp/STV: The starting date of a workcamp/STV will be a Monday. The nearest airport details and location guidance will be sent one month before in the Info-Sheet.

Remember that the participation fee is non-refundable. Volunteers are therefore requested to carefully consider the duration of their program while applying.



The Participation fee will be collected from the volunteers during the first three days of the orientation. The amount will be collected only in the local currency (Indian Rupees). We do not accept any payments in foreign currency. We expect volunteers to pay the participation fee before starting the camp.

Volunteers should try to exchange their foreign currency as soon as possible. However, it is recommended that they do not exchange foreign currency at the airport as the rates will be at their disadvantage. FSL-India staff can assist volunteers in finding a convenient place/ bureau of exchange to convert the currency or travellers' cheques and cash withdrawals at ATMs at the campsite.



VISA PROCEDURE:

Workcamp/STV: The volunteers will have to apply for Tourist VISA

Volunteers also should be prepared to live in a basic accommodation with simple Indian food three times a day. As part of the community living experience, volunteers are expected to adjust to shared bedrooms and bathrooms and adhere to strict timings for meals, house rules, etiquette, and dress code.

LMTV PROJECT ACTION PLAN (JANUARY TO DECEMBER - 2024)

THEME CODE	THEME NAME	
LTV 01 - TEACHING		
LTV 01	Public School Teaching Project	https://padlet.com/fslindia/ltv-01-a-uwoejydnq3nsnryu
LTV 01	Orphanage Teaching Project	https://padlet.com/fslindia/ltv-01-b-uboluatvl6oufyp2
LTV 01	Kindergarten Teaching Project	https://padlet.com/fslindia/ltv-o1-d-6llx2v2e9isu2e5d
LTV 01	Speech & Hearing Impaired Children Teaching Project	https://padlet.com/fslindia/ltv-01-e-9ikn8xas8lt63sc9
LTV 02 - ENVIRONMENTAL PROJECTS		
LTV 02	Center for Experiential Living Project	https://padlet.com/fslindia/ltv-02-a-gwa3v2r0fkw5ee66
LTV 02	Animal Care and	https://padlet.com/fslindia/ltv-02-b-frhyudyfz9iwe1gm
LTV 02	Sustainable Agriculture Project	https://padlet.com/fslindia/ltv-o2-c-m9umrn3mxglzh39
LTV 03 - SOCIAL PROJECTS		
LTV 03	Specially Abled Children Project	https://padlet.com/fslindia/ltv03a-ibzv81l2rm75nc6w
LTV 03	Women Empowerment Project	https://padlet.com/fslindia/ltv03c-etz1q385je2z8vzf
LTV 03	Child Right Promotion Project	https://padlet.com/fslindia/ltv03-d-lo0h97ycfw25w727
LTV 04 - SPECIAL PROJECTS		
LTV 04	Special Teaching Project	https://padlet.com/fslindia/ltv05a-lkjtfd0expqono75
LTV 04	Special Learning Project	https://padlet.com/fslindia/ltv05b-w6ewepqfxxi0pig0
LTV 04	Media / PR / Research and Documentation	https://padlet.com/fslindia/ltv05c-clyceh6rnslI3ifz

LONG-TERM VOLUNTEERING PROGRAM STRUCTURE

Application: Volunteers must apply through our partner organizations in their home country.

Project Assignment: The assignment of volunteers will be completed within the week of receiving the application. Volunteers can apply for the LMTV Program for a minimum of one month to a maximum of 12 months.

Please note: We at FSL-India try our best to place the volunteer in their first choice for the field of preference; however, we cannot guarantee it every time due to factors that need to be considered like availability of spots, time duration, distance, etc. Changes to project placements and hosting accommodation are only considered under special circumstances, but not before we are sure that the volunteers made sufficient effort to adapt and overcome initial challenges. Therefore, all the participants are requested to make significant efforts to stay in their assigned placement for a minimum of one month before changing to a new placement. In our opinion, it takes a minimum of a month to adapt to long-term projects and new surroundings.

Information: FSL-India will send the required information to the volunteers - including a pre-arrival letter, project profile, info-sheet, general information, and travel details. This information will be sent to the volunteers at least one month in advance.

Arrivals: 1. Volunteers who apply for LMTV will have to arrive at Kundapur - Udupi on the first Monday of each month.

2. The starting day of the LMTV program will be on the First Monday of every month: Volunteers should make sure that they arrive at Kundapur or Bangalore by the scheduled date. Bangalore has an international airport and Kundapur is well connected to Bangalore by train and bus, the closest Airport to Kundapur is Mangalore Airport. All volunteers will be picked up from a common meeting point. Specific information regarding their arrival and meeting point will be sent to the volunteers in a pre-arrival letter.

3. In case of airport pick is required FSL will organize with an additional cost.





Orientation Day/Week: 1. The LMTV Program will start with a 3 - 5 day long orientation. The Orientation will be held in Kundapur. This information will be sent to the volunteers at least a month in advance.

2. Registration will be completed during the first week of arrival (Applicable only to LMTV).

Projects: Following the orientation day, the LMTV Volunteers will join their respective projects in different locations, depending on the placement.

Monitoring: Each LMTV volunteer is allocated a Coordinator who will be closely working with the volunteers. He/she supports the volunteers in their project and monitors the progress during their voluntary service through monitoring visits, LTV Cultural Meet, one-to-one sessions, emails, phone calls, reports, etc. Monthly Project visits are also made by the LTV Coordinators during the assignment.

LMTV Cultural Event: Once a month, FSL-India organizes an LTV Cultural Event for all volunteers to discuss their progress, and share their experiences and the challenges encountered. It is a great opportunity to reconnect with volunteers and to use them as a resource network on how to act within their own projects. We also have one-to-one supervision between LTV coordinators and volunteers to ensure that any challenges are tracked and dealt with at the earliest. Cultural Event is a great opportunity for volunteers to discuss and resolve any challenges they might have faced in their projects.

Final evaluation: The LMTV Volunteers are expected to complete and submit a Final Feedback report and Final Evaluation report at the end of their volunteering program. They will be also given an opportunity to present their project outcome in the universities, schools, and communities close by. This report details their work, progress, problems, solutions, and suggestions for future volunteers and FSL-India. This report acts as a future resource and reference document for new volunteers and enables FSL-India to further develop and improve the project

APPLICATION PROCEDURE

1. LMTV:

In the section below, titled "LMTV Project Information", the details about the different fields of work that are available through our program have been provided. Volunteers are requested to go through them carefully and consider where most of their interests lie.

A minimum of three fields of work as choices are requested from all the applicants in order of preference in their application form.

We also require a Motivation letter accurately themselves, their skills and interests, past work experience, strengths and weaknesses etc. This information assists us to match the project and the volunteer as accurately as possible.

Information sheet and Pre-Arrival letter: 2. The Info sheet will contain all the information that volunteers need to prepare for their journey and stay in India. It is very important that volunteers read the whole info sheet at least once and understand all the contents. This document will be sent to the sending organization a month before the volunteer arrives in India. The pre-arrival letter will include all the necessary information that will make their journey to India as smooth and trouble-free as possible. Hence, the volunteers need to read it carefully.

Registration: 1. **LMTV:** All the registration formalities will be completed during the first three days of the orientation. This will consist of understanding and signing a contract and collecting the participation fee.

Please note that if a volunteer has applied for more than three months, the fee for the first three months is collected at the beginning of the project. If a volunteer has applied for less than three months, then the entire participation fee will be collected at the beginning. Volunteers must ensure that they have the currency converted to Indian Rupees before they arrive and make sure that they have the full amount available with them. Also, all volunteers will have to produce two photocopies of their passports and their visas respectively.

Orientation Week:

1. **LMTV:** The schedule is flexible, but the Orientation week usually contains the following

The LMTV Program Introduction:

Topics include - Aims of the program, Way of working, Finances, Reporting and Documentation, Rules, and Expected behavior.

India:

Topics include - Culture, Religion, Habits, Customs, History, Geography, Social issues, etc.

Language Skills: India has 22 official languages, and many more dialects as well as sub-dialects. We will start with teaching the local language - Kannada or Tamil. Do not forget that English is widely spoken throughout the country. However, we urge the volunteers to learn and speak the local language, as it will open more doors of opportunity for them

Projects: Include - An overview of the projects of FSL-India, an explanation, and a presentation of the volunteer's particular placement. There will also be Project visits, where volunteers will have the opportunity to conduct activities as a group and meet current volunteers in other projects who can share their experiences.

Safety: Topics include Health, pandemic precautions and infection control, Women's safety, Travel guidelines, and an introduction to FSL India's Emergency Action Plan (EAP).

Life in the Host Family: We will provide an opportunity for all volunteers to meet some of our Host Families who will share their past experience in hosting volunteers and clarify any questions volunteers may have about living with an Indian Host Family.

APPLICATION PROCEDURE

Information: Many new and interesting topics will be introduced during sessions like- Yoga, cooking, and the philosophy of Indian religions.

Local sightseeing: Meeting people will make you feel right at home. Therefore, we will provide volunteers the opportunity to visit marketplaces, Indian families, and natural sites in groups or individually during their free time.

Do and Don'ts: There are some simple rules, which will help volunteers have a smooth integration with each other and with the local people. This will also help overcome culture shock!

Intercultural Session: All volunteers are requested to bring items from their home such as photos, music, food, handicrafts, etc. that will help them present their country and culture to other volunteers as well as to the local youth and the Host Family.

Group games and discussions: This methodology adopted during the orientation week, aims at turning the theoretical sessions as dynamic and participatory as possible.

Please note: Volunteers will have to stay together in the FSL- India Training Centre at Kundapur during the Orientation week. The accommodation will be shared bedrooms. All volunteers will be provided with vegetarian meals. The FSL-India LTV Coordinators and team leaders will take care of all the activities and sessions during the entire orientation week.

Costs Involved: FSL-India is a non-profit organisation and does not depend on public or external funding. All costs of FSL-India are sustained through the participant's contribution. Hence volunteers are requested to pay their participation fee during the orientation week.

Participation Fee: 1. LTV The Participation cost is 18,000 Indian Rupees for each month (approximately Euros 230 per month). Note: The Euro rate may vary based on the exchange rate.

Remember that the participation fee is non-refundable. Volunteers are therefore requested to carefully consider the duration of their program while applying.

If a volunteer has applied for more than three months, the fee for the first three months only will be collected in the beginning.

If a volunteer has applied for less than three months, the entire participation fee is collected in the beginning.

The participation fee will be collected for a whole month, it is not possible to apply for half a month.

The Participation fee will be collected from the volunteers during the first three days of the orientation week. The amount will be collected only in the local currency (Indian Rupees). We do not accept any payments in foreign currency. We expect volunteers to pay the first three months of the participation fee before starting the program for practical and organizational reasons.

Volunteers should try to exchange their foreign currency as soon as possible. However, it is recommended that they do not exchange foreign currency at the airport as the rates will be at their disadvantage. FSL-India staff can assist volunteers in finding a convenient place/ bureau of exchange to convert the currency or travelers' cheques and cash withdrawals at ATMs.

VISA PROCEDURE:

1. LMTV: To apply for an Employment visa (Working with an NGO/Non-Profit) volunteers will need proof of employment with an organization in India, such as a contract that states the terms and conditions. FSL India will provide the necessary documents for your visa application on request.

NOTE: Due to the strict Visa regulations by the Ministry of Home Affairs, we will not accept any volunteers in our LMTV program if they arrive on a Tourist Visa.

APPLICATION

For more information, please visit the following websites:

<http://goindia.about.com/od/visas/tp/Guide-To-Indian-Visa-Types.html>

<http://www.immihelp.com/nri/indiavisa/categories.html>

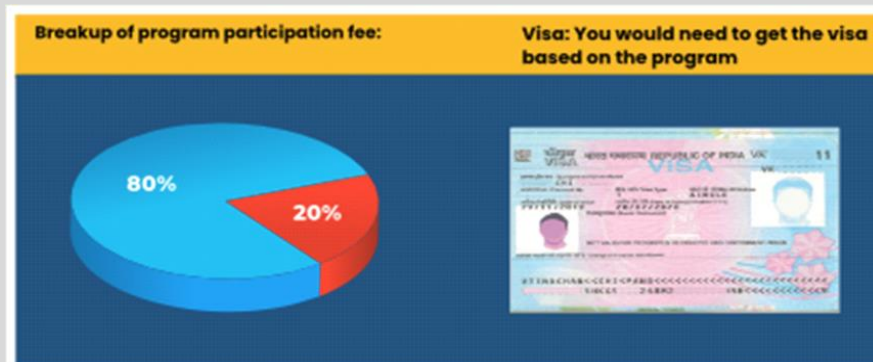
https://mha.gov.in/PDF_Other/AnnexIII_01022018.pdf

Registration: Volunteers arriving in India with a valid “Employment Visa (NGO/ Non- Profit organization)” need to register within 14 days of their arrival in India with the FRRO (Foreigner’s Regional Registrar Office). It is important to collect and keep the Residential Permit which will be issued once registration is done at the FRRO. This document should be produced while exiting the country during the departure once the program is over. Failure to do so will result in a penalty and possible deportation.

For more information, please visit the following website:

<http://indianfrro.gov.in/frro>

Payment to be made in local currency (Indian rupees) only, and must be handed over to the leader/ Coordinator of the program on the 1st day of the program.



Health insurance and medical vaccinations for specific areas are very essential (Including COVID-19) as per the Govt of India Travel Guidelines. Our camp budget is made well in advance to run the camp seamlessly. We regret there will be NO REFUND of the participation fee.

LIFE IN THE PROJECT

At times, accommodations for volunteers are provided by the projects themselves. The project will provide a room that is shared by other volunteers or with the staff of the project. You must respect the living conditions of the project and respect for the local environment is always expected. For example: Smoking if allowed should be only at a designated smoking area.

Volunteers also should be prepared to live in a basic accommodation with simple Indian food three times a day. As part of the community living experience, volunteers are expected to adjust to shared bedrooms and bathrooms and adhere to strict timings for meals, house rules, etiquette, and dress code.

What happens if I am unhappy with my project or hosting facilities?

Changes in placement and hosting facilities can only be considered for very special reasons. However, this is taken into consideration only after it is ensured that the volunteer displays an attempt to adjust and overcome the challenges that are present. We kindly ask all participants to stay in their assigned placement for a minimum of one month before requesting a change, as we encourage volunteers to try and adapt to the new environment.

EXPECTATIONS

*"Blessed is he who expects nothing, for he shall never be disappointed."
—Alexander Pope*

- What could be your possible expectations from your volunteering experience? To learn about a new culture?
- To eat good food?
- To take part in a humanitarian act?
- To receive support and to help others?
- To work within a dynamic team?
- To change the world? Or simply to have fun?

Let's presume that these expectations are not met, how will this make you feel - Disappointed? Frustrated? Or maybe Let down? Now let's imagine having **NO** expectations at all, meeting your new experience with an open-mind... Will this enhance and enrich your experience?

YES!!!! It will give you the freedom to be open to all new possibilities and opportunities. It will give you the chance to discover new things and for you to enjoy your wonderful personal experience, by accepting and enjoying everything that you come across



WHAT FSL-INDIA CAN BRING TO

A comprehensive orientation week on arrival:

- Coordinator/mentor at FSL-India to support you in any case
- A Contact person to assist you in your project
- Access to reports and project information that could be useful for your project
- Transportation reimbursement from accommodation to your project
- Basic accommodation and food
- Evaluation Meetings and monthly LTV Cultural Event
- An experience Certificate at the end of the program term to formally attest your participation
- An opportunity to engage within a program that can be rewarding, fulfilling, educational and a lot of fun!

Please consider the following:

- You have a responsibility to read and understand this profile and to have attended the preparation meeting organized by your sending organization. You must also read the Information Sheet carefully, which will be sent to you at least one month before your arrival.
- We also expect you to participate in the program, and therefore we ask you to stay for the entire length of the placement. Please plan all your personal travel plans, after or before your placement. Quitting your project before the end of the program term can cause a lot of inconvenience to the project and the people involved in it.

Please remember the following:

- Your actions will directly or indirectly affect the reputation and image of FSL-India. It is important to respect the local culture/ values, traditions, the religious beliefs and practices of the local people.
- Realize that the living conditions are many times different from back home (no warm water, no air-conditioning, no easy access to international phone or internet, no easy transportation always, mosquitoes...etc)
- To make a serious effort in integrating into the local community.
- It is easy to de-motivate other volunteers through careless complaining. You can avoid this by expressing yourself to your FSL-India LTV coordinator, who is there to support you.
- It is important to support FSL-India in our programs and projects. To be committed and show responsibility
- That inter-cultural exchange is a complex process but highly rewarding to have a good time!

Please carefully consider all these points before you apply for a Long-Term Volunteering project at FSL-India.

OUR

01

To Promote international understanding and cultural exchange

02

Identify, analyze and develop young talents through experiential education

03

To encourage volunteers service towards to peace, equality and mutual respect

04

Building life skills leadership and problem solving

05

Bring the interest among national and international volunteers on social economic development of rural communities

06

To create interest among the community and school children on volunteer's work.

07

Bring the community together through workcamp

08

Spark new ideas for socio-economic development for the rural youth


09

Self-awareness and personal development for the volunteer





AREAS OF



SUSTAINABLE DEVELOPMENT

THE 17 GOALS

169
Targets

Events

3857
Publications

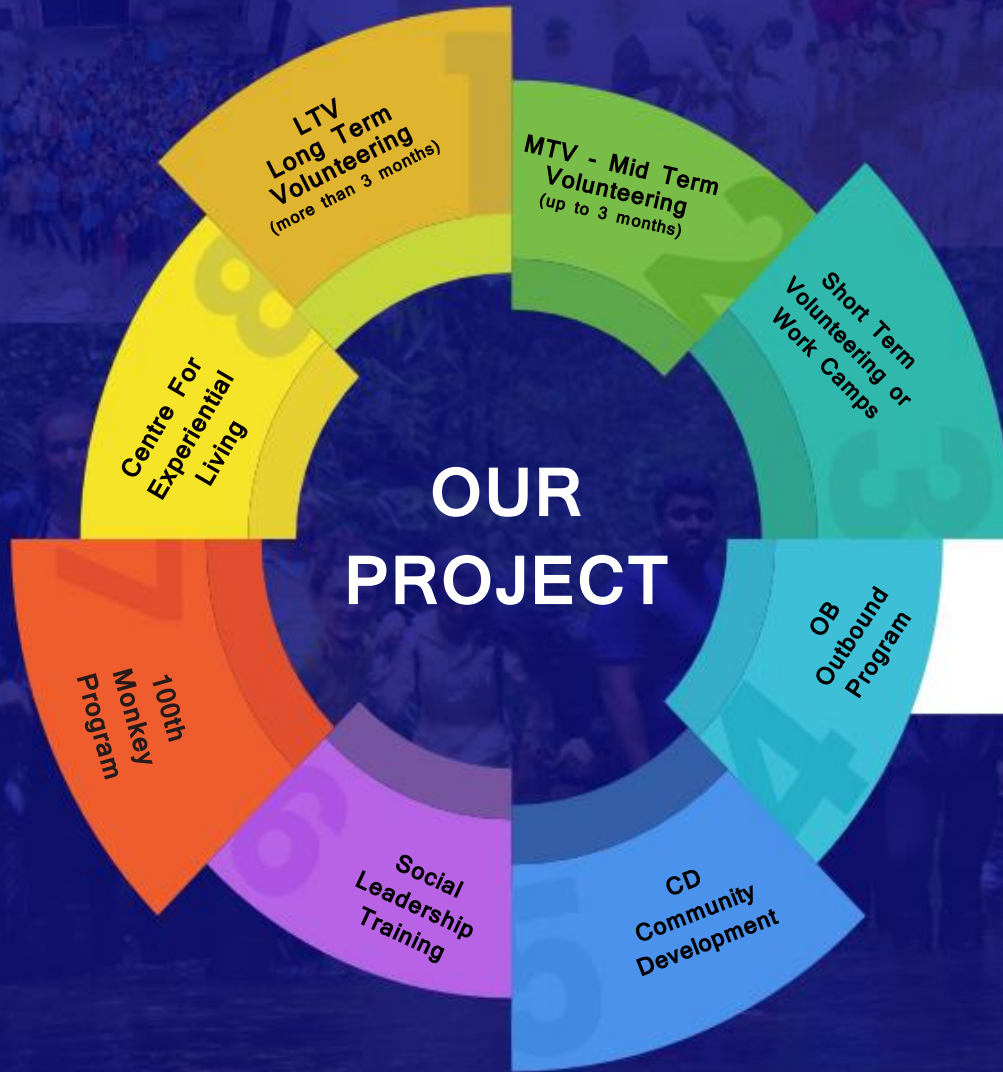
Publications

1345
Actions

Actions

<p>1 Goal 1 End poverty in all its forms everywhere.</p> <p>7 Targets 85 Events 49 Publications 1420 Actions</p>	<p>2 Goal 2 End hunger, achieve food security and improved nutrition and promote sustainable agriculture.</p> <p>8 Targets 72 Events 17 Publications 1359 Actions</p>	<p>3 Goal 3 Ensure healthy lives and promote well-being for all at all ages.</p> <p>13 Targets 34 Events 47 Publications 1277 Actions</p>	<p>4 Goal 4 Ensure inclusive and equitable quality education and promote lifelong learning opportunities for all.</p> <p>10 Targets 40 Events 11 Publications 1798 Actions</p>	<p>5 Goal 5 Achieve gender equality and empower all women and girls.</p> <p>9 Targets 60 Events 46 Publications 1627 Actions</p>	<p>6 Goal 6 Ensure availability and sustainable management of water and sanitation for all.</p> <p>8 Targets 273 Events 36 Publications 1804 Actions</p>
<p>7 Goal 7 Ensure access to affordable, reliable, sustainable and modern energy for all.</p> <p>5 Targets 60 Events 45 Publications 1032 Actions</p>	<p>8 Goal 8 Promote sustained, inclusive and sustainable economic growth, full and productive employment and decent work for all.</p> <p>12 Targets 79 Events 48 Publications 1890 Actions</p>	<p>9 Goal 9 Build resilient infrastructure, promote inclusive and sustainable industrialization and foster innovation.</p> <p>8 Targets 84 Events 17 Publications 1027 Actions</p>	<p>10 Goal 10 Reduce inequality within and among countries.</p> <p>10 Targets 62 Events 14 Publications 972 Actions</p>	<p>11 Goal 11 Make cities and human settlements inclusive, safe, resilient and sustainable.</p> <p>10 Targets 88 Events 20 Publications 1220 Actions</p>	<p>12 Goal 12 Ensure sustainable consumption and production patterns.</p> <p>11 Targets 30 Events 16 Publications 1569 Actions</p>
<p>13 Goal 13 Take urgent action to combat climate change and its impacts.</p> <p>5 Targets 41 Events 36 Publications 2093 Actions</p>	<p>14 Goal 14 Conserve and sustainably use the oceans, seas and marine resources for sustainable development.</p> <p>10 Targets 80 Events 41 Publications 2839 Actions</p>	<p>15 Goal 15 Protect, restore and promote sustainable use of terrestrial ecosystems, sustainably use of marine resources, manage forests, combat desertification, and halt and reverse land degradation and halt biodiversity loss.</p> <p>12 Targets 32 Events 34 Publications 1297 Actions</p>	<p>16 Goal 16 Promote peaceful and inclusive societies for sustainable development, provide access to justice for all and build effective, accountable and inclusive institutions at all levels.</p> <p>12 Targets 40 Events 14 Publications 1028 Actions</p>	<p>17 Goal 17 Strengthen the means of implementation and revitalize the Global Partnership for Sustainable Development.</p> <p>19 Targets 212 Events 74 Publications 2167 Actions</p>	<p>How Do We Implement?</p>

OUR PROJECT



VOLUNTEER

for more information visit our website- www.fsl-india.org



FSL-India, (Field Services and Inter-cultural Learning - India) is a youth development organisation focused towards Inter-cultural Learning through Voluntary Services set up to promote Global Understanding by providing opportunities to the youth to work in different cultural contexts to appreciate Inter-cultural learning. Thereby, reducing boundaries and bringing people to work together in harmony by understanding the Inter-cultural aspects focusing towards the development of people and society through youth mobility and volunteerism.

Founded in the year 2000 and legally incorporated in 2001, FSL-India is a Trust under the Indian Trust Act 1882. It was formed with the support of like-minded National and International Organizations with a primary purpose to bring about global transformation, progress, and growth through youth exchange programs.

OUR VISION: "To Create a Strong, Well connected, Regenerative Society for a Better World"

OUR MISSION: To promote world peace, mutual respect, and inter-cultural exchange by facilitating international voluntarism among youth in the field of Natural Resource Management and Socio-Economic Development of the local community.